

**CONFIDENTIAL**

www.fciconnect.com		surface	-	tolerance std	ISO 1302	ISO 406	ISO 1101	projection	MM / INCH
		TOLERANCES UNLESS OTHERWISE SPECIFIED					size		Scale
Dr	BS LOW	2000-01-06	ANGULAR	0.X	±0.3	A3		10:1	
Eng	BS LOW	2000-01-06	LINEAR	0.XX	±0.13	ECN		S10-0136	
Chr	KH LEE	2010-06-28	0° ±2°	0.XXX	±0.051	Spec ref		-	
Appr	JOEY NG	2010-06-28	Product family		LPVCC				
		<b>LOW PROFILE VCC</b> BOTTOM ENTRY SMT 2.3 ASSY		dwg no <b>91596</b>	Rev. <b>W</b>				
catalog no		CUSTOMER		sheet 1 of 2					

rev	ecn no	dr	date
P	S50184	BSL	1995-09-19
R	S60082	BSL	1996-03-26
S	S70073	BSL	1997-03-25
T	V94400	BSL	1999-12-01
U	S05-0059	KBN	2005-04-20
V	S09-0253	NBR	2009-08-25
W	S10-0136	NBR	2010-06-28

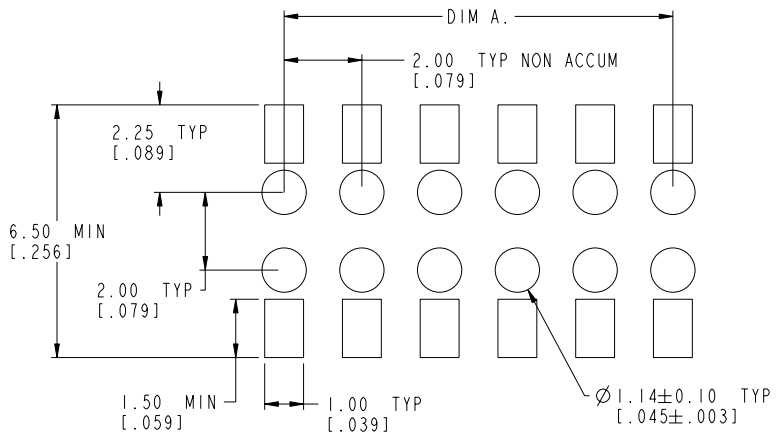
REV F - 2006-04-11

PDM: Rev:W STATUS:Released Printed: Nov 27, 2010

Copyright FCI.

PRODUCT NO	POSITIONS	DIM. A	DIM. B
91596-X04	2 X 2	2.00 / .079	3.92 / .154
-X06	2 X 3	4.00 / .158	5.92 / .233
-X08	2 X 4	6.00 / .236	7.92 / .312
-X10	2 X 5	8.00 / .315	9.92 / .391
-X12	2 X 6	10.00 / .394	11.92 / .469
-X14	2 X 7	12.00 / .472	13.92 / .548
-X16	2 X 8	14.00 / .551	15.92 / .627
-X18	2 X 9	16.00 / .630	17.92 / .706
-X20	2 X 10	18.00 / .709	19.92 / .784
-X22	2 X 11	20.00 / .787	21.92 / .863
-X24	2 X 12	22.00 / .866	23.92 / .942
-X26	2 X 13	24.00 / .945	25.92 / 1.020
-X28	2 X 14	26.00 / 1.024	27.92 / 1.099
-X30	2 X 15	28.00 / 1.102	29.92 / 1.178

CONTACT AREA PLATING OPTIONS	
0	= 0.20µm/8µ" Au CONTACT AREA.
1	= 0.76µm/30µ" Au CONTACT AREA.
3	= 0.38µm/15µ" Au CONTACT AREA.



RECOMMENDED PAD LAYOUT

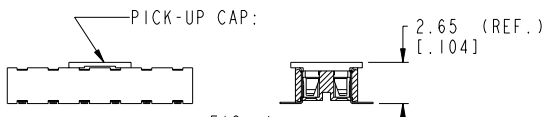
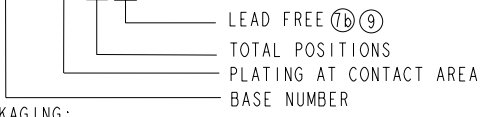


FIG. 1 PICK-UP CAP  
NOTE 6 (b) & (d)

- NOTES:
- HOUSING MAT'L : HIGH TEMP PLASTIC.
  - TERMINAL MAT'L : BeCu.
  - TERMINAL RETENTION 0.5Kg/1.1 Lbs.
  - 'V' CUT OPTIONAL - MANUFACTURING PROCESS OPTION.
  - PRODUCT DESCRIPTION CODE:

XXXXX-X XXLF



6. PACKAGING:
- (a) XXXXX-XXX ---STD PACKAGING IN TUBE.
  - (b) XXXXX-XXXTR ---TAPE AND REEL (CONDUCTIVE) PACKAGING WITH PICK-UP CAP (SEE FIG 1).
  - (c) XXXXX-XXXTRN ---TAPE AND REEL (CONDUCTIVE) PACKAGING WITHOUT PICK-UP CAP.
  - (d) XXXXX-XXXCR ---TAPE AND REEL (NON-CONDUCTIVE) PACKAGING WITH PICK-UP CAP (SEE FIG 1).
  - (e) XXXXX-XXXCRN ---TAPE AND REEL (NON-CONDUCTIVE) PACKAGING WITHOUT PICK-UP CAP.

- (7) SOLDER TAILS PLATING:  
a) SOLDER TAIL OF P/N:91596-XXX IS TIN/LEAD PLATED.  
b) SOLDER TAIL OF P/N:91596-XXXLF IS GOLD FLASH PLATED.
8. THE HOUSING WILL WITHSTAND EXPOSURE TO 255°C PEAK TEMPERATURE FOR 10 SECONDS IN A CONVECTION, INFRA-RED OR VAPOR PHASE REFLOW OVEN.
- (9) THIS PRODUCT MEETS EUROPEAN UNION DIRECTIVES AND OTHER COUNTRY REGULATIONS AS DESCRIBED IN GS-22-008.

- (10) A (W) SYMBOL WILL BE NEXT TO ANY DIMENSION, VIEW OR NOTE WHICH HAS BEEN MODIFIED WITH THE CURRENT DRAWING REVISION.

CONFIDENTIAL

Material	SEE NOTES	Spec ref	-	surface	tolerance	projection	MM / INCH
Mat code	SEE NOTES	ISO 1302	ISO 406	ISO 1101	ISO 1101	MM / INCH	MM / INCH
Heatreat	-	ISO 1302	ISO 406	ISO 1101	ISO 1101	MM / INCH	MM / INCH
Plating/Finish	SEE NOTES	ISO 1302	ISO 406	ISO 1101	ISO 1101	MM / INCH	MM / INCH
Dr	BS LOW	2000-01-06	Product family	LPVCC	size	A3	Scale 10:1
Eng	BS LOW	2000-01-06	Model Name	91596.X12	ECN	S10-0136	Rev.
Chr	KH LEE	2010-06-28	Model Revision	-	REL Level	-	W
Appr	JOEY NG	2010-06-28	Model Revision	-	REL Level	-	W
FCI title	LOW PROFILE VCC	Part no	91596	Customer	sheet 2 of 2		
Pro/E file	catalog no						