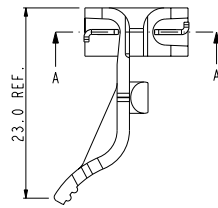
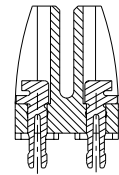
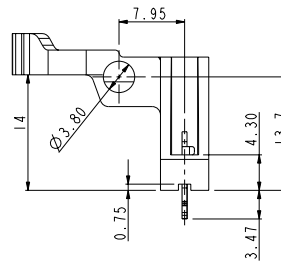
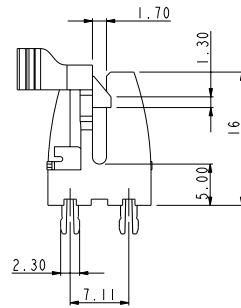
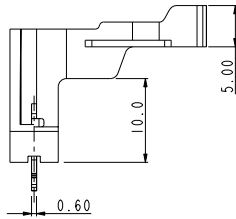
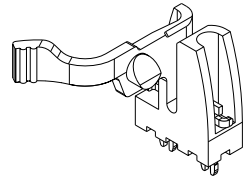


PRODUCT NO.	COLOR
10042618-001	DELL GREEN
10042618-002	BLUE
10042618-001LF	DELL GREEN
10042618-002LF	BLUE
10042618-003LF	BLACK

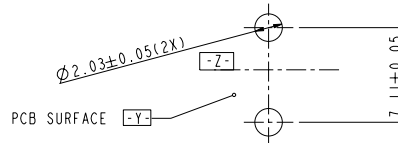
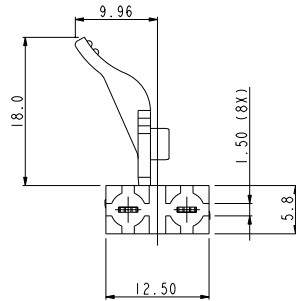


NOTES:

1. MATERIAL:
HOUSING: HIGH TEMPERATURE NYLON, UL94V-0 RATED.
SUITABLE FOR WAVE SOLDERING. AND WITHSTAND
EXPOSURE TO 260°C±5°C SOLDER BATH TEMPERATURE
FOR 5 SECONDS.
COLOR: DELL GREEN.
SOLDER PIN: COPPER ALLOY.
PLATING: 50u" NICKEL UNDERPLATE ALL OVER 100u" TIN
2. RECOMMENDED PC BOARD THICKNESS OF 1.57 mm.
3. P/N : SEE TABLE
4. THIS PRODUCT IS COMPATIBLE RoHS.



SECTION A-A
SCALE 1.500



RECOMMENDED FOOTPRINT

tolerance unless otherwise specified	
linear	.X ± .3 .XX ± .2 .XXX ± .1
angles	0° ± 2°

www.fciconnect.com		tolerance	projection	size	Scale
Dr	MAGGIE WU	07/02/04	Product family	A4	1.000
Eng	R Y LIU	07/02/04	Spec ref	ECN	T05-0262
Chr	PAUL WANG	07/02/04	Material		
Appr	JOSEPH HSIA	07/02/04			
PCI EXPRESS RETENTION MECHANISM ASS'Y				dwg no	10042618
catalog no				Rev.	F

rev	ecn no	dr	date
A	T04-0331	M W	07/21/04
B	T04-0364	M W	09/03/04
C	T04-0391	M W	10/13/04
D	T05-0102	M W	05/11/05
E	T05-0110	M W	05/24/05
F	T05-0262	M W	11/14/05

3PDM: Rev:F

STATUS:Released

4Printed: Aug 02, 2008

A

B

C

D