

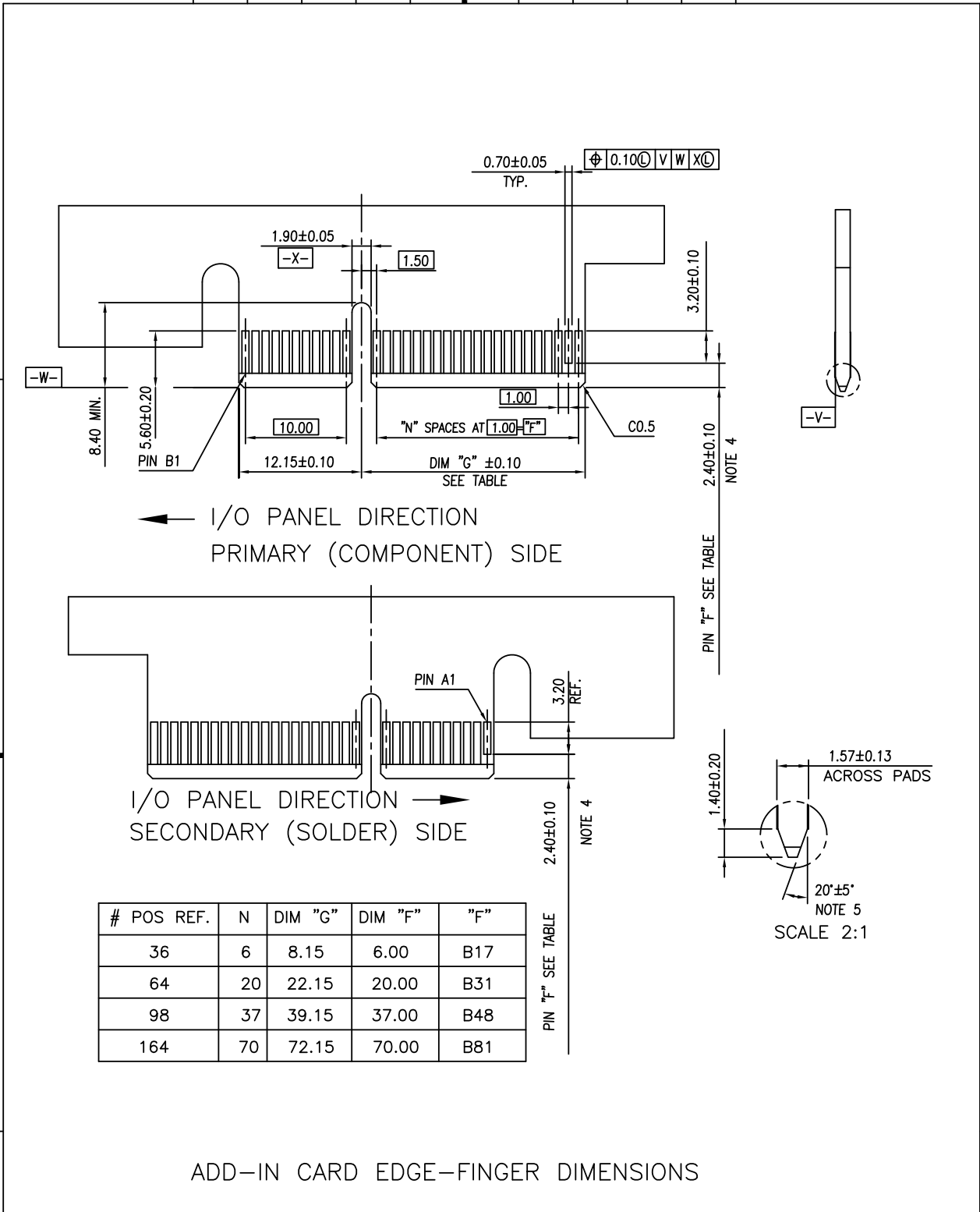
HOLD DOWN TYPE



FCIconnect.com

Copyright FCI

mat'l. code		-		surface	58	tolerance	ISO 1302	ISO 406	ISO 101	projection	product family	PCI_EXPRESS	
ltr	ecn no	dr	date	tolerances unless otherwise specified							title		
B	T07-0005	RC	02/06/'07	angles	linear	.X±.3			MM	PCI_EXPRESS_CARD_EDGE ASSEMBLY(SMT)			
C	T07-1083	RC	05/25/'07				.XX±.20						
D	T07-1120	RC	07/31/'07	0'±2'			XXX±.10			scale	1		
E	DG08-0111	RC	05/08/'08	dr	MAGGIE_WU	06'/6/21			FCI	dwg no		sheet 1 of 6	size
F	T08-1097	RC	06/03/'08	engr	RICHARD_CHIU	06'/6/21				10061913		A4	
G	T08-1188	JH	10/23/08	chr	PAUL_WANG	06'/6/21							
H	T10-0007	JH	1/30/10	appc	JOSEPH_HSIA	06'/6/21							
sheet index		revision sheet	H	H	H	H	H	H					
			1	2	3	4	5	6					



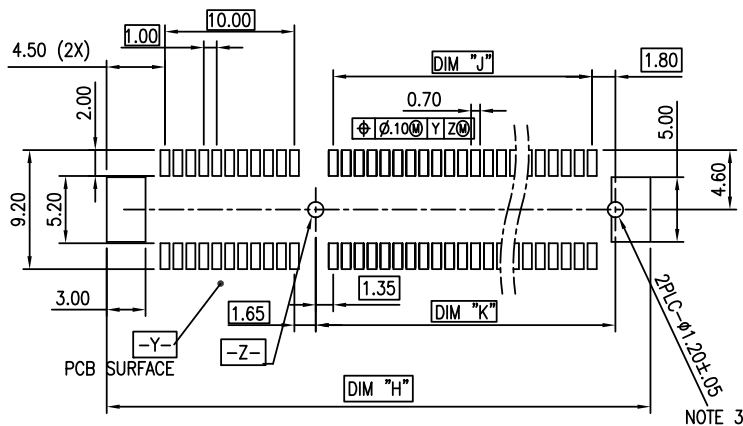
ADD-IN CARD EDGE-FINGER DIMENSIONS

mat'l. code				surface 58 ✓		tolerance ISO 1302 ✓		projection		product family PCI_EXPRESS	
ltr				ecn no		dr		date		title	
H				-		-		-		PCI_EXPRESS_CARD_EDGE ASSEMBLY(SMT)	
angles				linear		.X±.2		MM		dwg no 10061913 sheet 2 of 6 size A4 type CUSTOMER Drawing	
0°±2°				XXX±.05		scale 2		FCI			
dr		MAGGIE_WU		06'/6/21							
engr		RICHARD_CHIU		06'/6/21							
chr		PAUL_WANG		06'/6/21							
app		JOSEPH_HZIA		06'/6/21							
sheet index		revision sheet									



FCIconnect.com

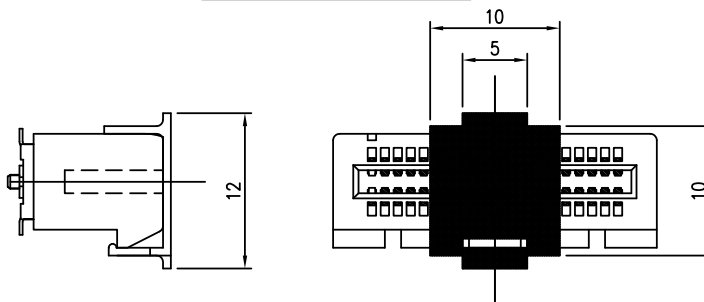
Copyright FCI



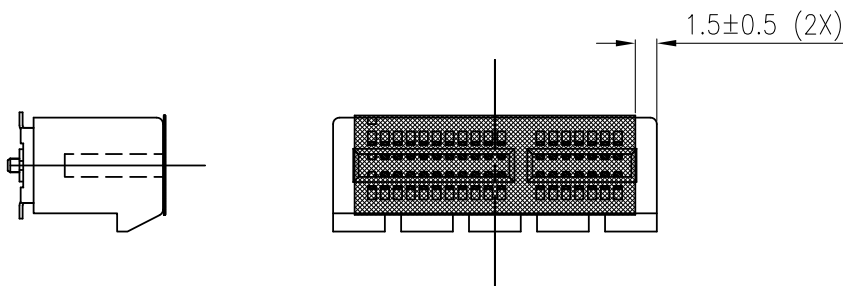
RECOMMENDED PCB LAYOUT, PAD TYPE

DIMENSIONS								
POSITION	A	B ± 0.15 -0.05	C ± 0.20	D ± 0.23	E ± 0.20	H ± 0.10	J	K ± 0.10
36	6.00	7.65	9.15	25.00	27.00	28.00	6.00	9.15
64	20.00	21.65	23.15	39.00	41.00	42.00	20.00	23.15
98	37.00	38.65	40.15	56.00	58.00	59.00	37.00	40.15
164	70.00	71.65	73.15	89.00	91.00	92.00	70.00	73.15

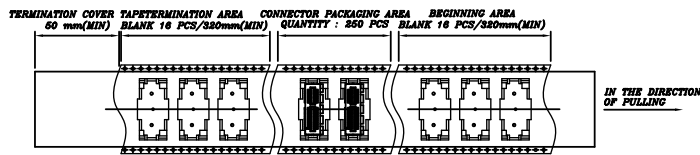
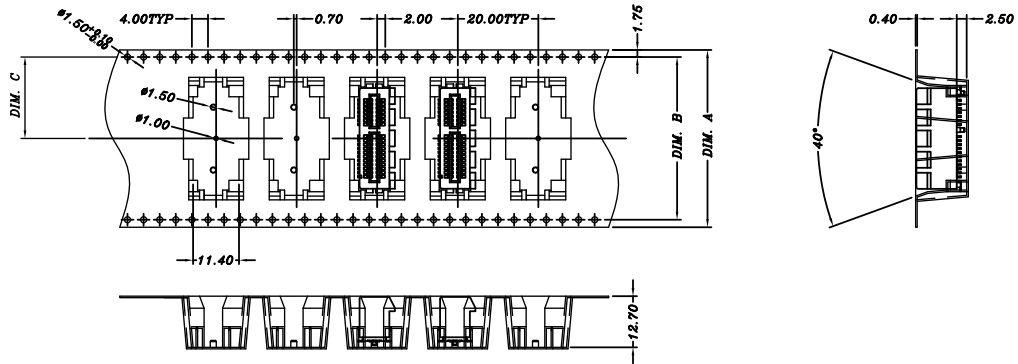
POSTION OF CAP



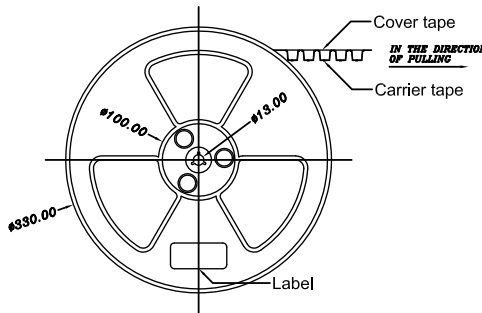
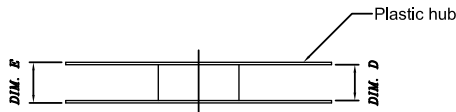
POSTION OF MYLAR



mat'l. code				surface 58 ✓ ISO 1302		tolerance ISO 406 ISO 101		projection		product family PCI_EXPRESS	
ltr	ecn no	dr	date	tolerances unless otherwise specified				title			
H	-	-	-	angles		.X±.2		MM		PCI_EXPRESS_CARD_EDGE ASSEMBLY(SMT)	
				0'±2'		.XX±.13		scale 2		dwg no sheet 3 of 6 size	
				dr	MAGGIE_WU	06'6/21			10061913		A4
				engr	RICHARD_CHIU	06'6/21					
				chr	PAUL_WANG	06'6/21					
				app	JOSEPH_HSIA	06'6/21					
sheet index		revision sheet								type CUSTOMER Drawing	



COMPOSITION OF PACKAGING



TAPE AND REEL PACKING PRESENTED WITH 36PINS

DIMENSIONS				
POSITIONS	A	B	C	D REF. E REF.
36	44.00	40.40	20.20	44.5 50.5
64	56.00	52.60	26.30	56.4 60.4

mat'l. code		surface 58		tolerance		projection		product family		
-		ISO 1302		ISO 406 ISO 101				PCI_EXPRESS		
ltr	ecn no	dr	date	tolerances unless otherwise specified		title				
H	-	-	-	angles	.X±.3	MM		PCI_EXPRESS_CARD_EDGE ASSEMBLY(SMT)		
				linear	.XX±.20	scale 1				
				0'±2'	XXX±.10					
		dr	MAGGIE_WU	06' / 6 / 21			dwg no		sheet 5 of 6	size
		engr	RICHARD_CHIU	06' / 6 / 21			10061913		A4	
		chr	PAUL_WANG	06' / 6 / 21						
		app	JOSEPH_HZIA	06' / 6 / 21						
sheet index	revision sheet							type		CUSTOMER Drawing



FCIconnect.com

Copyright FCI

