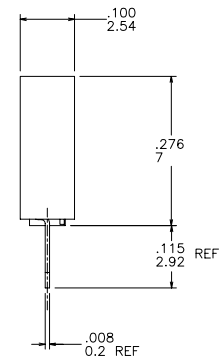
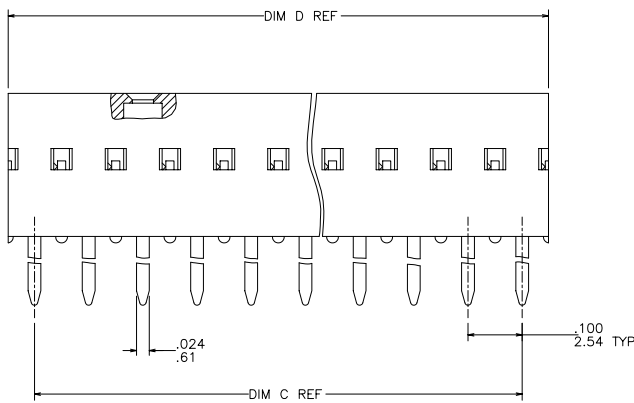
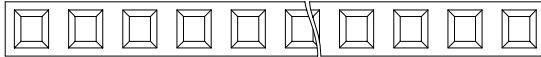


PRODUCT NO.

SEE TABLE

68685 - XXX LF

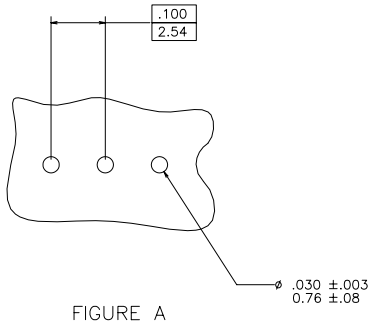
LEAD FREE OPTION
 PACKAGING OPTIONS OMIT IF NOT REQUIRED.
 NO. OF POSITIONS PER ROW
 PLATING CODE
 BASE PART NUMBER



mat'l. code		surface	tolerance	projection	product family				
		ISO 1302	ISO 406		DUBOX				
			ISO 1101						
ltr	ecn no	dr	date	angles	linear	tolerance unless otherwise specified	title		
N	V11678	GP	01/22/02			.xx ±01/3	DUBOX SING. ROW VERT.		
P	V03-0309	HTB	04/30/03	0°±2'		.xxx ±.005/13	CARD CONN. ASSEMBLY		
R	V04-0002	HTB	01/06/04			.xxxx ±.0020/.051	scale 4:1		
S	V05-0463	DPU	06/27/05	dr	S. RAMP	02/25/91			
T	M06-0237	MN	06/19/06	engr	M. HAHN	02/25/91			
U	M06-0433	AGS	10/31/06	chr	M. HAHN	02/25/91			
V	M07-0203	MHT	5/01/07	appd	M. HAHN	02/25/91			
sheet	revision	V	V	V			dwg no	sheet 1 of 3	size
index	sheet	1	2	3			68685	A3	
							type	Product Customer Drawing	

PDM: Rev:V STATUS:Released Printed: Dec 01, 2010

PRODUCT NO NOTE 8	PLATING CONTACT AREA MIN	PLATING SOLDER TAIL	
68685-2XX	15u"/.38u Au OVER 50u"/1.27u NI	100u"/160u" 2.54u/4.06u SN	SEE NOTE 11
68685-3XX	30u"/.76u Au OVER 50u"/1.27u NI	100u"/160u" 2.54u/4.06u SN	SEE NOTE 11
68685-4XX	100u"/160u" 2.54u/4.06u SN	100u"/160u" 2.54u/4.06u SN	
68685-5XX	50u"/1.27u Au OVER 50u"/1.27u NI	100u"/160u" 2.54u/4.06u SN	OBSOLETE
68685-6XX	30u"/.76u Au OVER 50u"/1.27u NI	100u"/160u" 2.54u/4.06u SN	
68685-8XX	30u"/.76u Au OVER 50u"/1.27u NI	100u"/160u" 2.54u/4.06u SN	OBSOLETE



NOTES:

- ① MATERIAL HOUSING: PPS, COLOR - BLACK, FLAME RETARDANT PER UL-94V-0. THIS PART WILL WITHSTAND EXPOSURES TO 260°C PEAK TEMPERATURE FOR 20 SECONDS IN WAVE SOLDER, INFRA-RED OR VAPOR PHASE SOLDER PROCESS.
2. MATERIAL TERMINAL: PHOSPHOR BRONZE.
3. RECOMMENDED APPLICATION DATA:
 - A. RECOMMENDED HOLE PATTERN IS SHOWN IN FIGURE A.
 - B. ALL MATING PINS TO BE .025/.64 SQUARE ON TRUE CENTER OF GIVEN TERMINAL SPACINGS WITHIN .015/.38 DIA
 - C. SUGGESTED MATING PIN LENGTH .210±.020/5.33±.51
 - D. RECOMMENDED PC BOARD THICKNESS: .062/1.58
4. FCI, FCI FINAL PART NUMBER AND DATE CODE TO BE MARKED ON TUBE LABEL.
5. PREPLATED STAMPED TERMINALS.
6. STANDARD TUBE PACKAGE PER BUS-14-097/3.
- ⑦ PART NUMBER WITH SUFFIX "U" FOR SAWING ONLY.
- ⑧ ADD LF SUFFIX AT THE END OF PART NUMBER FOR LEAD FREE OPTION.
9. THIS PRODUCT MEETS EUROPEAN UNION DIRECTIVES AND OTHER COUNTRY REGULATION AS DESCRIBED IN GS-22-008.
10. THIS PRODUCT HAS 100% TIN PLATING IN THE INTERFACE AND HAS NOT BEEN TESTED FOR WHISKER GROWTH IN ALL INTERCONNECT ENVIRONMENT'S".
- ⑪ PLATING OPTIONS:
MAY BE EITHER GOLD OR GXT PLATED AT MANUFACTURER'S OPTION.

mat'l. code		surface	tolerance	projection	product family
ISO 1302		ISO 406	ISO 1101	product family	DUBOX
ltr	ecn	no	dr	date	title
v					DUBOX SING. ROW VERT. CARD CONN. ASSEMBLY
tolerances unless otherwise specified		angles	linear	INCH/MM	scale 4:1
0°±2'		dr	S. RAMP	02/25/91	FCI
		enrg	M. HAHN	02/25/91	68685
		chr	M. HAHN	02/25/91	A3
		appd	M. HAHN	02/25/91	type Product Customer Drawing
sheet	revision				
index	sheet				

PRODUCT NUMBER	NO. OF POSITION	DIM C	DIM D	LF OPTION	PRODUCT NO	NO. OF POSITION	DIM C	DIM D	LF OPTION
68685-Y02	1 X 2	.100/2.54	.217/5.51		68685-Y36	1 X 36	3.500/88.90	3.617/91.87	
-Y03	1 X 3	.200/5.08	.317/8.05		-Y37	1 X 37	3.600/91.44	3.717/94.41	
-Y04	1 X 4	.300/7.62	.417/10.59		-Y38	1 X 38	3.700/93.98	3.817/96.95	
-Y05	1 X 5	.400/10.16	.517/13.13		-Y39	1 X 39	3.800/96.52	3.917/99.49	
-Y06	1 X 6	.500/12.70	.617/15.67		-Y40	1 X 40	3.900/99.06	4.017/102.03	
-Y07	1 X 7	.600/15.24	.717/18.21		-Y41	1 X 41	4.000/101.60	4.117/104.57	
-Y08	1 X 8	.700/17.78	.817/20.75		-Y42	1 X 42	4.100/104.14	4.217/107.11	
-Y09	1 X 9	.800/20.32	.917/23.29		-Y43	1 X 43	4.200/106.68	4.317/109.65	
-Y10	1 X 10	.900/22.86	1.017/25.83		-Y44	1 X 44	4.300/109.22	4.417/112.19	
-Y11	1 X 11	1.000/25.40	1.117/28.37		-Y45	1 X 45	4.400/111.76	4.517/114.73	
-Y12	1 X 12	1.100/27.94	1.217/30.91		-Y46	1 X 46	4.500/114.30	4.617/117.27	
-Y13	1 X 13	1.200/30.48	1.317/33.45		-Y47	1 X 47	4.600/116.84	4.717/119.81	
-Y14	1 X 14	1.300/33.02	1.417/35.99		-Y48	1 X 48	4.700/119.38	4.817/122.35	
-Y15	1 X 15	1.400/35.56	1.517/38.53		-Y49	1 X 49	4.800/121.92	4.917/124.89	
-Y16	1 X 16	1.500/38.10	1.617/41.07		68685-Y50	1 X 50	4.900/124.46	5.017/127.43	
-Y17	1 X 17	1.600/40.64	1.717/43.61		68685-Y50U	1 X 50	4.900/124.46	5.017/127.43	
-Y18	1 X 18	1.700/43.18	1.817/46.15						
-Y19	1 X 19	1.800/45.72	1.917/48.69						
-Y20	1 X 20	1.900/48.26	2.017/51.23						
-Y21	1 X 21	2.000/50.80	2.117/53.77						
-Y22	1 X 22	2.100/53.34	2.217/56.31						
-Y23	1 X 23	2.200/55.88	2.317/58.85						
-Y24	1 X 24	2.300/58.42	2.417/61.39						
-Y25	1 X 25	2.400/60.96	2.517/63.93						
-Y26	1 X 26	2.500/63.50	2.617/66.47						
-Y27	1 X 27	2.600/66.04	2.717/69.01						
-Y28	1 X 28	2.700/68.58	2.817/71.55						
-Y29	1 X 29	2.800/71.12	2.917/74.09						
-Y30	1 X 30	2.900/73.66	3.017/76.63						
-Y31	1 X 31	3.000/76.20	3.117/79.17						
-Y32	1 X 32	3.100/78.74	3.217/81.71						
-Y33	1 X 33	3.200/81.28	3.317/84.25						
-Y34	1 X 34	3.300/83.82	3.417/86.79						
68685-Y35	1 X 35	3.400/86.36	3.517/89.33						

NOTE 8

NOTE 8

NOTE 7

mat'l. code	surface ISO 1302	tolerance ISO 406 ISO 1101	projection	product family DUBOX
ltr	ecn	no	dr	date
V				
tolerances unless otherwise specified		linear	INCH/MM	title
angles	0°±2'	linear	scale 4:1	DUBOX SING. ROW VERT. CARD CONN. ASSEMBLY
dr	S. RAMP	0.01/3		dwg no
enrg	M. HAHN	0.005/13		68685
chr	M. HAHN	0.0020/051		sheet 3 of 3
appd	M. HAHN	02/25/91		size
				A3
sheet index	revision sheet			type
				Product Customer Drawing

FCI
FCIconnect.com
Copyright FCI