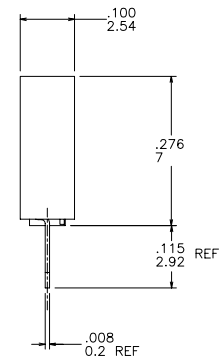
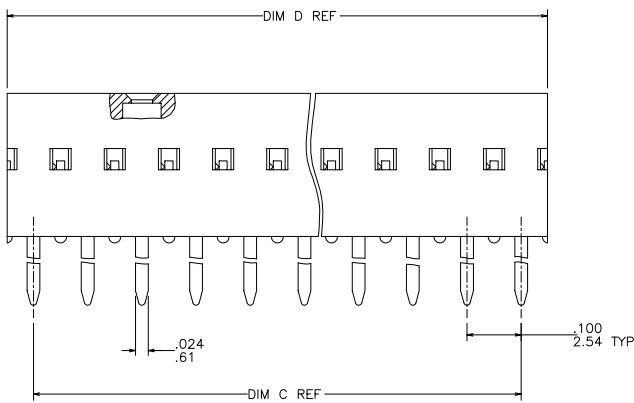
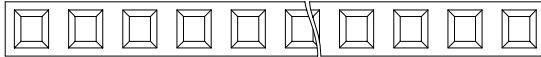


PRODUCT NO.

SEE TABLE

68685 - XXX LF

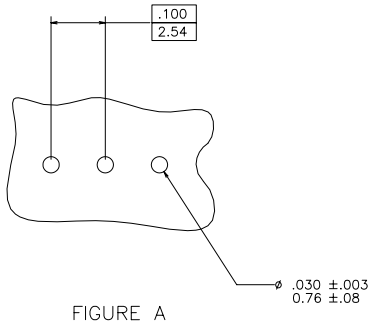
LEAD FREE OPTION
 PACKAGING OPTIONS OMIT IF NOT REQUIRED.
 NO. OF POSITIONS PER ROW
 PLATING CODE
 BASE PART NUMBER



mat'l. code		surface		tolerance		projection		product family	
		ISO 1302		ISO 406		INCH/MM		DUBOX	
		tolerances unless otherwise specified		ISO 1101		scale 4:1		title	
ltr	ecn	no	dr	date	angles	linear		DUBOX SING. ROW VERT. CARD CONN. ASSEMBLY	
N	V11678	GP		01/22/02	0°±2'	.xxx ±.01/3		dwg no 68685 sheet 1 of 3 size A3	
P	V03-0309	HTB		04/30/03		.xxxx ±.0020/.051		type Product Customer Drawing	
R	V04-0002	HTB		01/06/04					
S	V05-0463	DPU		06/27/05	dr	S. RAMP			
T	M06-0237	MN		06/19/06	engr	M. HAHN			
U	M06-0433	AGS		10/31/06	chr	M. HAHN			
V	M07-0203	MHT		5/01/07	appd	M. HAHN			
sheet	revision	V	V	V	V	V	V		
index	sheet	1	2	3					

PDM: Rev:V STATUS:Released Printed: Dec 01, 2010

PRODUCT NO NOTE 8	PLATING CONTACT AREA MIN	PLATING SOLDER TAIL	
68685-2XX	15u"/.38u Au OVER 50u"/1.27u NI	100u"/160u" 2.54u/4.06u SN	SEE NOTE 11
68685-3XX	30u"/.76u Au OVER 50u"/1.27u NI	100u"/160u" 2.54u/4.06u SN	SEE NOTE 11
68685-4XX	100u"/160u" 2.54u/4.06u SN	100u"/160u" 2.54u/4.06u SN	
68685-5XX	50u"/1.27u Au OVER 50u"/1.27u NI	100u"/160u" 2.54u/4.06u SN	OBSOLETE
68685-6XX	30u"/.76u Au OVER 50u"/1.27u NI	100u"/160u" 2.54u/4.06u SN	
68685-8XX	30u"/.76u Au OVER 50u"/1.27u NI	100u"/160u" 2.54u/4.06u SN	OBSOLETE



NOTES:

- ① MATERIAL HOUSING: PPS, COLOR - BLACK, FLAME RETARDANT PER UL-94V-0. THIS PART WILL WITHSTAND EXPOSURES TO 260°C PEAK TEMPERATURE FOR 20 SECONDS IN WAVE SOLDER, INFRA-RED OR VAPOR PHASE SOLDER PROCESS.
2. MATERIAL TERMINAL: PHOSPHOR BRONZE.
3. RECOMMENDED APPLICATION DATA:
 - A. RECOMMENDED HOLE PATTERN IS SHOWN IN FIGURE A.
 - B. ALL MATING PINS TO BE .025/.64 SQUARE ON TRUE CENTER OF GIVEN TERMINAL SPACINGS WITHIN .015/.38 DIA
 - C. SUGGESTED MATING PIN LENGTH .210±.020/5.33±.51
 - D. RECOMMENDED PC BOARD THICKNESS: .062/1.58
4. FCI, FCI FINAL PART NUMBER AND DATE CODE TO BE MARKED ON TUBE LABEL.
5. PREPLATED STAMPED TERMINALS.
6. STANDARD TUBE PACKAGE PER BUS-14-097/3.
- ⑦ PART NUMBER WITH SUFFIX "U" FOR SAWING ONLY.
- ⑧ ADD LF SUFFIX AT THE END OF PART NUMBER FOR LEAD FREE OPTION.
9. THIS PRODUCT MEETS EUROPEAN UNION DIRECTIVES AND OTHER COUNTRY REGULATION AS DESCRIBED IN GS-22-008.
10. THIS PRODUCT HAS 100% TIN PLATING IN THE INTERFACE AND HAS NOT BEEN TESTED FOR WHISKER GROWTH IN ALL INTERCONNECT ENVIRONMENT'S".
- ⑪ PLATING OPTIONS:
MAY BE EITHER GOLD OR GXT PLATED AT MANUFACTURER'S OPTION.

mat'l. code		surface	tolerance	projection	product family
ISO 1302		ISO 406	ISO 1101	⊕	DUBOX
ltr	ecn	no	dr	date	title
v					DUBOX SING. ROW VERT. CARD CONN. ASSEMBLY
		angles	linear	INCH/MM	scale 4:1
		0°±2'	.xx ±.01/3		
		dr	S. RAMP	02/25/91	FCI
		enrg	M. HAHN	02/25/91	68685
		chr	M. HAHN	02/25/91	A3
		appd	M. HAHN	02/25/91	type Product Customer Drawing
sheet	revision				
index	sheet				

PRODUCT NUMBER	NO. OF POSITION	DIM C	DIM D	LF OPTION	PRODUCT NO	NO. OF POSITION	DIM C	DIM D	LF OPTION
68685-Y02	1 X 2	.100/2.54	.217/5.51		68685-Y36	1 X 36	3.500/88.90	3.617/91.87	
-Y03	1 X 3	.200/5.08	.317/8.05		-Y37	1 X 37	3.600/91.44	3.717/94.41	
-Y04	1 X 4	.300/7.62	.417/10.59		-Y38	1 X 38	3.700/93.98	3.817/96.95	
-Y05	1 X 5	.400/10.16	.517/13.13		-Y39	1 X 39	3.800/96.52	3.917/99.49	
-Y06	1 X 6	.500/12.70	.617/15.67		-Y40	1 X 40	3.900/99.06	4.017/102.03	
-Y07	1 X 7	.600/15.24	.717/18.21		-Y41	1 X 41	4.000/101.60	4.117/104.57	
-Y08	1 X 8	.700/17.78	.817/20.75		-Y42	1 X 42	4.100/104.14	4.217/107.11	
-Y09	1 X 9	.800/20.32	.917/23.29		-Y43	1 X 43	4.200/106.68	4.317/109.65	
-Y10	1 X 10	.900/22.86	1.017/25.83		-Y44	1 X 44	4.300/109.22	4.417/112.19	
-Y11	1 X 11	1.000/25.40	1.117/28.37		-Y45	1 X 45	4.400/111.76	4.517/114.73	
-Y12	1 X 12	1.100/27.94	1.217/30.91		-Y46	1 X 46	4.500/114.30	4.617/117.27	
-Y13	1 X 13	1.200/30.48	1.317/33.45		-Y47	1 X 47	4.600/116.84	4.717/119.81	
-Y14	1 X 14	1.300/33.02	1.417/35.99		-Y48	1 X 48	4.700/119.38	4.817/122.35	
-Y15	1 X 15	1.400/35.56	1.517/38.53		-Y49	1 X 49	4.800/121.92	4.917/124.89	
-Y16	1 X 16	1.500/38.10	1.617/41.07		68685-Y50	1 X 50	4.900/124.46	5.017/127.43	
-Y17	1 X 17	1.600/40.64	1.717/43.61		68685-Y50U	1 X 50	4.900/124.46	5.017/127.43	
-Y18	1 X 18	1.700/43.18	1.817/46.15						
-Y19	1 X 19	1.800/45.72	1.917/48.69						
-Y20	1 X 20	1.900/48.26	2.017/51.23						
-Y21	1 X 21	2.000/50.80	2.117/53.77						
-Y22	1 X 22	2.100/53.34	2.217/56.31						
-Y23	1 X 23	2.200/55.88	2.317/58.85						
-Y24	1 X 24	2.300/58.42	2.417/61.39						
-Y25	1 X 25	2.400/60.96	2.517/63.93						
-Y26	1 X 26	2.500/63.50	2.617/66.47						
-Y27	1 X 27	2.600/66.04	2.717/69.01						
-Y28	1 X 28	2.700/68.58	2.817/71.55						
-Y29	1 X 29	2.800/71.12	2.917/74.09						
-Y30	1 X 30	2.900/73.66	3.017/76.63						
-Y31	1 X 31	3.000/76.20	3.117/79.17						
-Y32	1 X 32	3.100/78.74	3.217/81.71						
-Y33	1 X 33	3.200/81.28	3.317/84.25						
-Y34	1 X 34	3.300/83.82	3.417/86.79						
68685-Y35	1 X 35	3.400/86.36	3.517/89.33						

NOTE 8

NOTE 8

NOTE 7

mat'l. code	surface ISO 1302	tolerance ISO 406 ISO 1101	projection	product family DUBOX
ltr ecn no dr date	tolerances unless otherwise specified	angles linear	INCH/MM	title DUBOX SING. ROW VERT. CARD CONN. ASSEMBLY
v	0°±2'	dr S. RAMP	scale 4:1	dwg no 68685 sheet 3 of 3 size A3
	enrg M. HAHN	chr M. HAHN		type Product Customer Drawing
	appd M. HAHN			
sheet index	revision sheet			