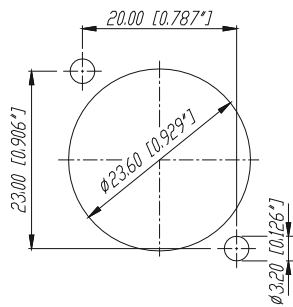
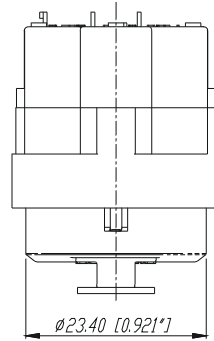
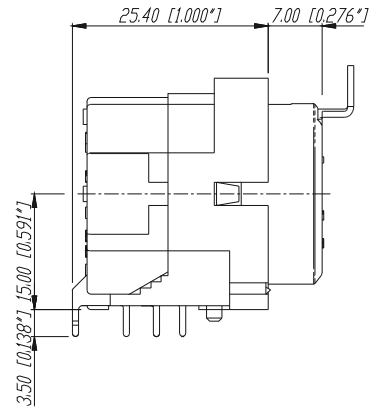
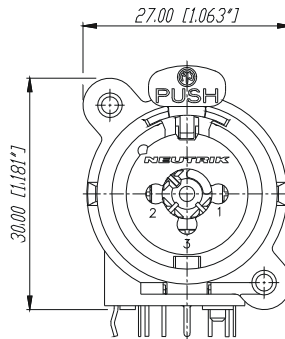
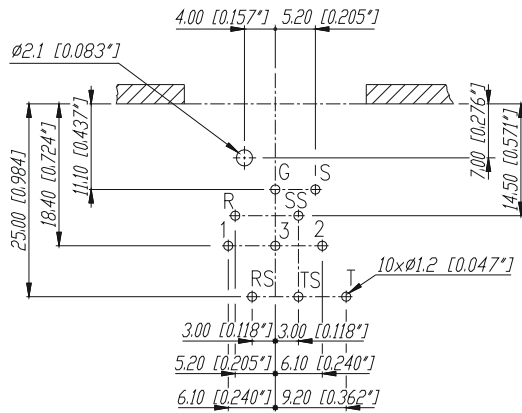


Frontplattenausschnitt (Frontseite)  
Panel cut out (front side)



Print-Bohrplan (Bestueckungsseite)  
PCB-Layout (component side)

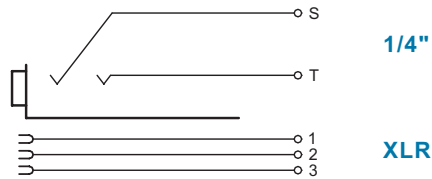


					*Lieferant darf ohne Ruecksprache nicht geaendert werden	Werkstoff:	Masstab: 2:1	Gezeichnet 25.05.98	Datum	Name Dobler
					Zeichnung urheberrechtlich geschuetzt (DIN 34) (C)			Gepueft		
					Benennung:			Gesehen		
					NCJ9FI-H			Ersetzt durch:		Blatt
								Ersetzt fuer:		von Blatt
B	Teardrop	26.10.98	Dobler		NEUTRIK AG	FL-9494 SCHAAN		Zeichn. Nr.	3102 St 17 12	
A	Ø1,2 [0.047\"/>									
Ind	Aenderung	Datum	Name							

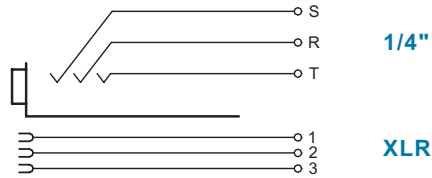
# The new **Combo** Combined **XLR Receptacle and Phone Jack**

## Circuits:

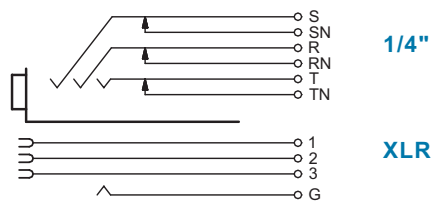
- 5 -



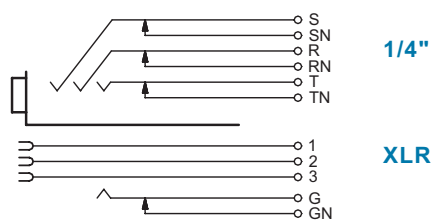
- 6 -



- 9 -



- 10 -



**NEUTRIK AG**  
Liechtenstein

Tel.: +423/237 24 24  
Fax: +423/232 53 93  
www.neutrik.com

Draft. Nr.: Combo Circuits  
Update: 26.08. 2003

**NEUTRIK Zürich AG**  
Switzerland

Tel.: +41 1/736 5010  
Fax: +41 1/736 5011

**NEUTRIK (UK) Ltd.**  
Great Britain

Tel.: +44 1983/811 441  
Fax: +44 1983/811 439

**NEUTRIK USA INC.**  
USA

Tel.: +1 732/901 9488  
Fax: +1 732/901 9608

**NEUTRIK Tokyo Ltd.**  
Japan

Tel.: +81 3/3663 4733  
Fax: +81 3/3663 4796

**NEUTRIK Vertriebs GmbH**  
Germany / Netherlands

Tel.: +49 8131/28 08 90  
Fax: +49 8131/28 08-30



**NEUTRIK**

CONNECTING THE WORLD

Data subject to change without prior notice. ©2003 NEUTRIK®, ALL RIGHTS RESERVED.