

Copyright FCI



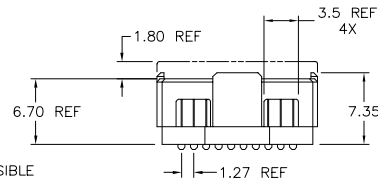
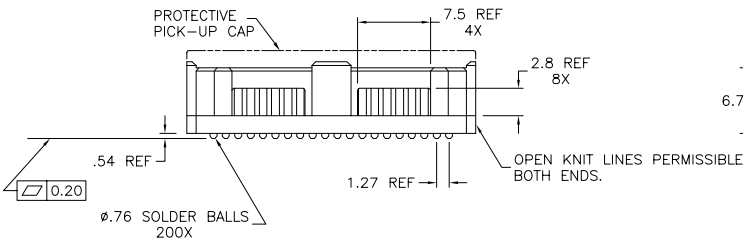
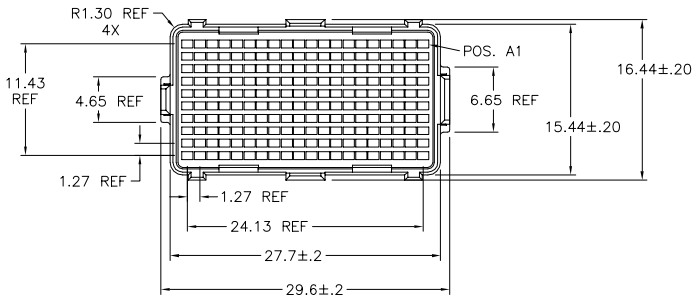
FCIconnect.com

1 | 2

3

4

PRODUCT No.	PICK-UP CAP	CONTACT PLATING	SOLDER BALL
84535-001	YES	15u" (.38um) Au OVER Ni	SnPb
84535-001LF			SnAgCu LEAD FREE (5)(6)
84535-101	YES	30u" (.76um) Au OVER Ni	SnPb
84535-101LF			SnAgCu LEAD FREE (5)(6)
84535-201	YES	SEE NOTE 3	SnPb
84535-201LF			SnAgCu LEAD FREE (5)(6)



mat'l code		surface		tolerance		projection		product family	
-		ASME Y14.5		ASME Y14.5		MM		MEG-Array	
ltr	ec'n no	dr	date	tolerances unless otherwise specified		MM		title	
A	v10246	DRW	12.19.01	angles	X ±3	1:1		8.0mm RECT. ASSY.	
B	v20949	DAI	08.13.02	flat	.XX ±10	1:1		10 X 20 = 200 POS.	
C	v03-0681	DAI	06/20/03	or ±2°	.XXX ±050	1:1		sheet 1 of 3 size	
D	v04-0940	VS	10/18/04	dr	D.WAUGHEN	9.7.99		A4	
E	v06-0560	LP	7/14/06	engr	B.SPINK	9.7.99		84535	
F	v07-0641	LP	2007/10/2	thr	B.SPINK	9.7.99		type	
				appd	B.SPINK	9.7.99		CUSTOMER Drawing	
sheet	revision	F	F	F					
index	sheet	1	2	3					

form: A4mmXlc

1

2

3

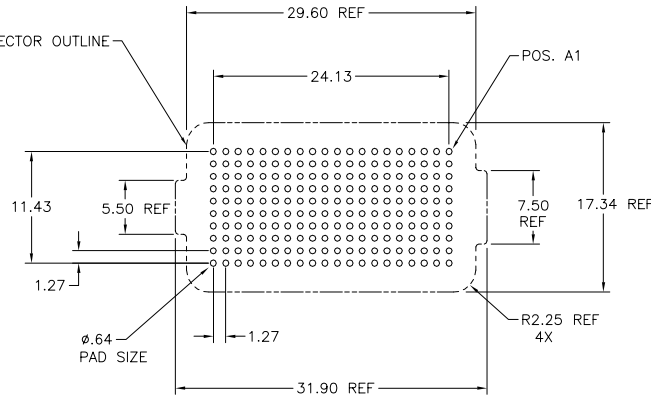
4

PDM: Rev:F

STATUS:Released

Printed: Dec 02, 2010

STENCIL MATED CONNECTOR OUTLINE  
ONTO BOARD.



BOARD PATTERN

NOTES:

①. **MAT'L**  
HOUSING: LCP  
CONTACT: COPPER ALLOY

**PLATING**  
CONTACT: (SEE TABLE ON SHEET1)  
SOLDER BALL: (SEE TABLE ON SHEET1)  
EUTECTIC SnPb OR LEAD FREE  
95.5Sn/4Ag/0.5Cu

2. OVERALL BOARD-TO-BOARD STACK HEIGHTS  
AVAILABLE USING THIS CONNECTOR (84535):

MATED HEIGHT	WITH PLUG P/N
8mm	84516
14mm	84530

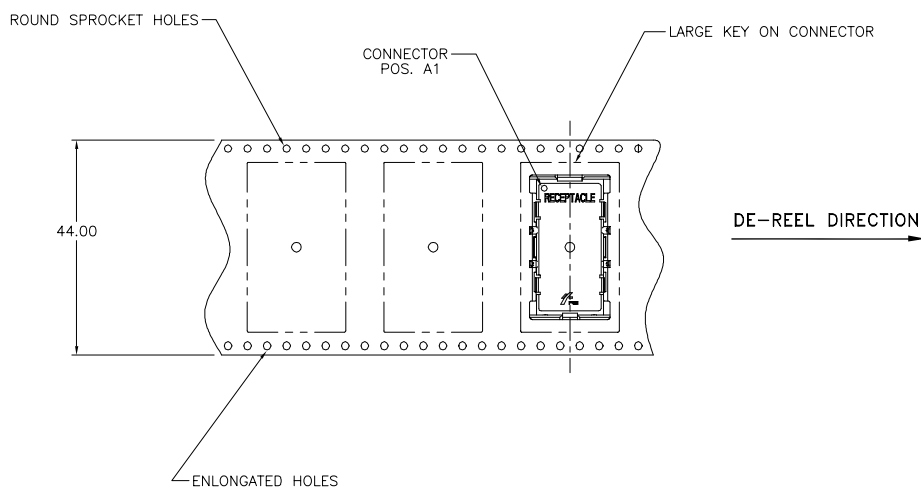
③. PLATING FOR -2XX SERIES DASH NOS: Au OVER Ni  
WITH SPECIAL CONTACT GEOMETRY TO MEET  
REQUIREMENTS OF TELCORDIA GR-1217-CORE:  
CENTRAL OFFICE ENVIRONMENT.

4. SEE SK-47384 FOR MATING RESTRICTIONS  
WITH EARLIER DESIGN VERSIONS.

⑤. FOR PROPER APPLICATION FOLLOW FCI APPLICATION  
SPECIFICATION GS-20-033 LEAD FREE SOLDER BALLS WILL  
NOT SOLDER PROPERLY IN A LEADED SOLDER PROCESS  
DUE TO A HIGHER REFLOW TEMPERATURE. LEAD FREE  
PRODUCT IS THEREFORE NOT BACKWARDS COMPATIBLE WITH  
LEADED OR SOME SOLDERING APPLICATIONS. REFERENCE  
FCI APPLICATION SPECIFICATION

⑥. THIS PRODUCT MEETS EUROPEAN UNION DIRECTIVES AND  
OTHER COUNTRY REGULATIONS AS DESCRIBED IN GS-22-008  
PRODUCT MEETING THIS DIRECTIVE IS IDENTIFIED IN THE LOT  
CODE NUMBER MARKED ON EACH PART BY HAVING AN "X"  
IN THE SEVENTH CHARACTER POSITION

mat'l code		surface		tolerance		projection		product family	
-		ASME Y14.5		ASME Y14.5		MM		MEG-Array	
ltr	ec'n no	dr	date	tolerances unless otherwise specified					
F				angles	X +3		title		
				or ±2'	.XX +10		8.0mm RECT. ASSY.		
					XXX +050		10 X 20 = 200 POS.		
				dr	D.WAUGHEN	9.7.99	scale		1:1
				engr	B.SPINK	9.7.99	FCI		dwg no
				chr	B.SPINK	9.7.99	sheet 2 of 3		size
				appd	B.SPINK	9.7.99	84535		A4
sheet	revision						type		CUSTOMER Drawing
index	sheet								



mat'l code		surface		tolerance		projection		product family	
-		ASME Y14.5		ASME Y14.5				MEG-Array	
ltr	ecn no	dr	date	tolerances unless otherwise specified				title	
F				angles: X +3 .XX +10 0° ±2' XXX +050				8.0mm RECT. ASSY. 10 X 20 = 200 POS.	
						MM		scale 1:1	
								dwg no 84535 sheet 3 of 3 size A4	
								type CUSTOMER Drawing	
sheet index	revision sheet								