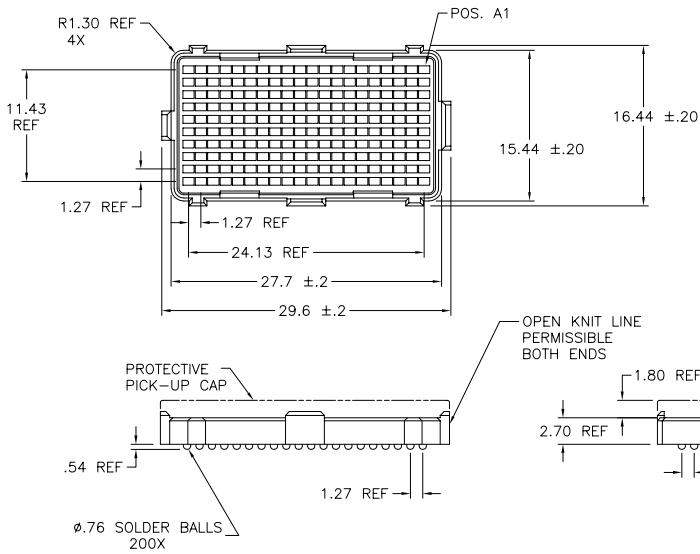


Copyright FCJ



FCJconnect.com

PRODUCT No.	PICK-UP CAP	CONTACT PLATING	SOLDER BALL
84517-001	YES	15u" (.38um) Au OVER Ni	SnPb
84517-001LF			SnAgCu LEAD FREE (5)(6)
84517-101	YES	30u" (.76um) Au OVER Ni	SnPb
84517-101LF			SnAgCu LEAD FREE (5)(6)
84517-201	YES	SEE NOTE 4.	SnPb
84517-201LF			SnAgCu LEAD FREE (5)(6)



mat'l. code		surface		tolerance		projection		product family	
ltr	ec'n no	dr	date	ASME Y14.5	ASME Y14.5	ASME Y14.5	ASME Y14.5	ASME Y14.5	ASME Y14.5
A	EC-V10248	DRW	12.19.01			X *3	MM	MEG-Array	title
B	V20949	DAI	8.15.02	angles		XX *10		4.0mm RECEPT ASSY	
C	V03-0880	DAI	06/19/03	0° ±2'		XXX *050	scale 1:1	10 X 20 = 200 POS.	
D	V04-0940	VS	10/18/04	dr	D.WAUGHEN	9.9.99		dwg no	sheet 1 of 3
E	V05-1071	DAI	12/21/05	enqr	B.SPINK	9.9.99		84517	A4
F	V06-0560	LP	7/14/06	chr	B.SPINK	9.9.99		type	CUSTOMER Drawing
				appd	B.SPINK	9.9.99			
sheet index	revision sheet	F	F	F					
		1	2	3					

form A4mmXLC

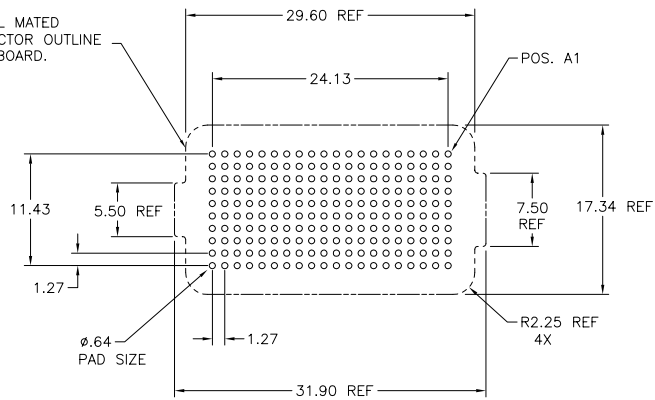
PDM: Rev:F STATUS:Released Printed: Dec 01, 2010

NOTES:

1. **MAT'L**  
HOUSING: LCP  
CONTACT: COPPER ALLOY
- PLATING**  
CONTACT: (SEE TABLE ON SHEET1)  
SOLDER BALL: (SEE TABLE ON SHEET1)  
EUTECTIC SnPb OR LEAD FREE  
95.5Sn/4Ag/0.5Cu
2. OVERALL BOARD-TO-BOARD STACK HEIGHTS AVAILABLE USING THIS CONNECTOR (84517):
 

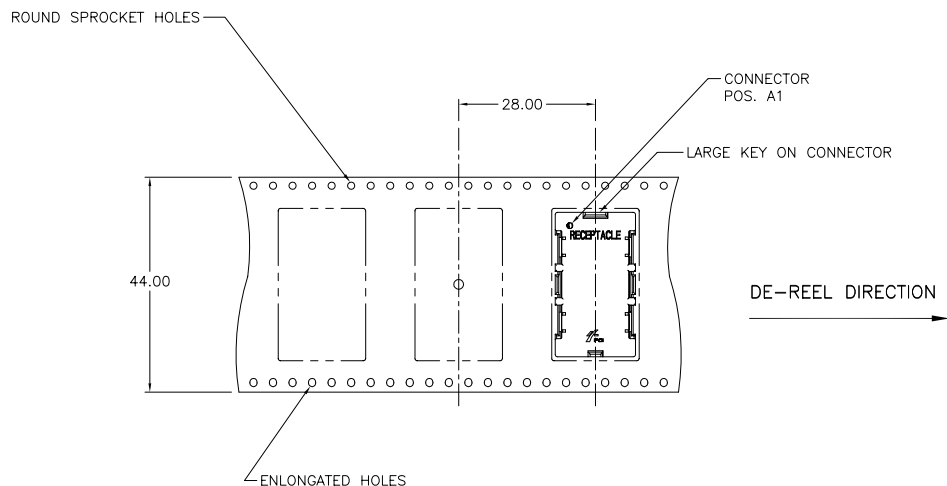
MATED HEIGHT	WITH PLUG P/N
4mm	84516
10mm	84530
3. SEE SK-47384 FOR MATING RESTRICTIONS WITH EARLIER DESIGN VERSIONS.
4. PLATING FOR -2XX SERIES DASH NOS. MEETS THE REQUIREMENTS OF NORTEL NPS25298-2 (CENTRAL OFFICE ENVIRONMENT, 25 YEAR LIFE EXPECTANCY).
5. FOR PROPER APPLICATION FOLLOW FCI APPLICATION SPECIFICATION GS-20-033 LEAD FREE SOLDER BALLS WILL NOT SOLDER PROPERLY IN A LEADED SOLDER PROCESS DUE TO A HIGHER REFLOW TEMPERATURE. LEAD FREE PRODUCT IS THEREFORE NOT BACKWARDS COMPATIBLE WITH LEADED OR SOME SOLDERING APPLICATIONS. REFERENCE FCI APPLICATION SPECIFICATION
6. THIS PRODUCT MEETS EUROPEAN UNION DIRECTIVES AND OTHER COUNTRY REGULATIONS AS DESCRIBED IN GS-22-008 PRODUCT MEETING THIS DIRECTIVE IS IDENTIFIED IN THE LOT CODE NUMBER MARKED ON EACH PART BY HAVING AN "X" IN THE SEVENTH CHARACTER POSITION

STENCIL MATED CONNECTOR OUTLINE ONTO BOARD.



BOARD PATTERN

mat'l. code		surface		tolerance	projection	product family	
-		ASME Y14.5		ASME Y14.5		MEG-Array	
ltr	ecn no	dr	date	tolerances unless otherwise specified		title	
F				X *3		4.0mm RECT. ASSY	
				XX *10		10 X 20 = 200 POS.	
				XXX *050		scale 1:1	
		dr	D.WAUGHEN	9.9.99			
		engr	B.SPINK	9.9.99			
		chr	B.SPINK	9.9.99			
		appd	B.SPINK	9.9.99			
sheet index	revision sheet					dwg no	sheet 2 of 3 size
						84517	A4
						type CUSTOMER Drawing	



mat'l. code		surface		tolerance		projection		product family	
-		ASME Y14.5		ASME Y14.5		MM		MEG-Array	
titr	ecr no	dr	date	tolerances unless otherwise specified		MM		title	
F				X *3		1:1		4.0mm RECEPT. ASSY	
				.XX *10		1:1		10 X 20 = 200 POS.	
				XXX *050		1:1		sheet 3 of 3	
		dr	D.WAUGHEN	9.9.99	FCJ		dwg no		A4
		engr	B.SPINK	9.9.99			84517		
		chr	B.SPINK	9.9.99			type		CUSTOMER Drawing
		appd	B.SPINK	9.9.99					
sheet index	revision sheet								