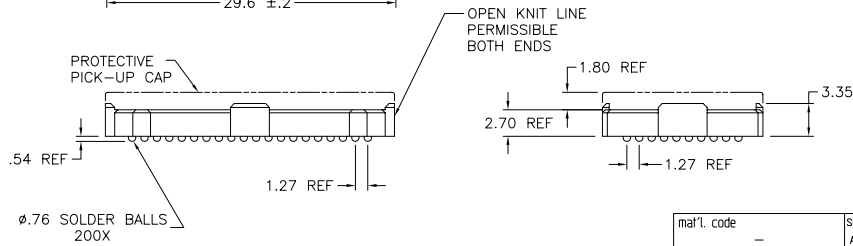
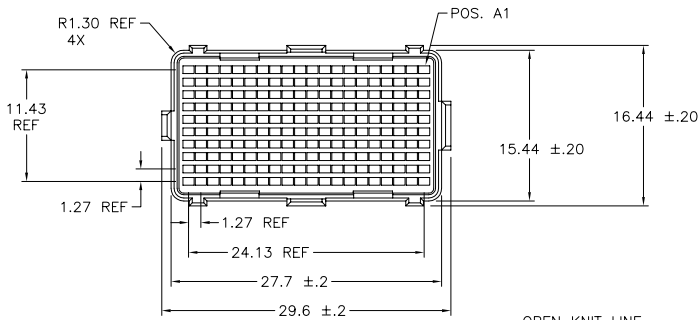


Copyright FCJ



FCJconnect.com

PRODUCT No.	PICK-UP CAP	CONTACT PLATING	SOLDER BALL
84517-001	YES	15u" (.38um) Au OVER Ni	SnPb
84517-001LF			SnAgCu LEAD FREE (5)(6)
84517-101	YES	30u" (.76um) Au OVER Ni	SnPb
84517-101LF			SnAgCu LEAD FREE (5)(6)
84517-201	YES	SEE NOTE 4.	SnPb
84517-201LF			SnAgCu LEAD FREE (5)(6)



mat'l. code		surface		tolerance		projection		product family	
itr	ec'n no	dr	date	ASME Y14.5	ASME Y14.5	ASME Y14.5	ASME Y14.5	tolerances unless otherwise specified	title
A	EC-V10248	DRW	12.19.01					X *3	MEG-Array
B	V20949	DAI	8.15.02					XX *10	4.0mm RECT. ASSY
C	V03-0880	DAI	06/19/03	0° ±2'				XXX *050	10 X 20 = 200 POS.
D	V04-0940	VS	10/18/04	dr	D.WAUGHEN	9.9.99			sheet 1 of 3
E	V05-1071	DAI	12/21/05	enqr	B.SPINK	9.9.99			size A4
F	V06-0560	LP	7/14/06	chr	B.SPINK	9.9.99			dwg no 84517
				appd	B.SPINK	9.9.99			type CUSTOMER Drawing
sheet index	revision sheet	F	F	F					
		1	2	3					

form A4mmXlc

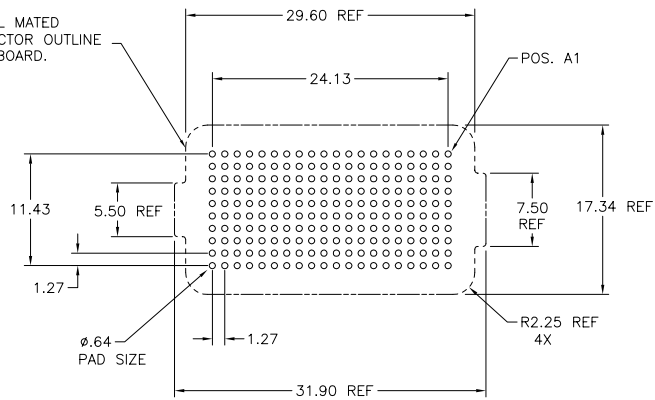
PDM: Rev:F STATUS:Released Printed: Dec 01, 2010

NOTES:

1. **MAT'L**  
HOUSING: LCP  
CONTACT: COPPER ALLOY
- PLATING**  
CONTACT: (SEE TABLE ON SHEET1)  
SOLDER BALL: (SEE TABLE ON SHEET1)  
EUTECTIC SnPb OR LEAD FREE  
95.5Sn/4Ag/0.5Cu
2. OVERALL BOARD-TO-BOARD STACK HEIGHTS AVAILABLE USING THIS CONNECTOR (84517):
 

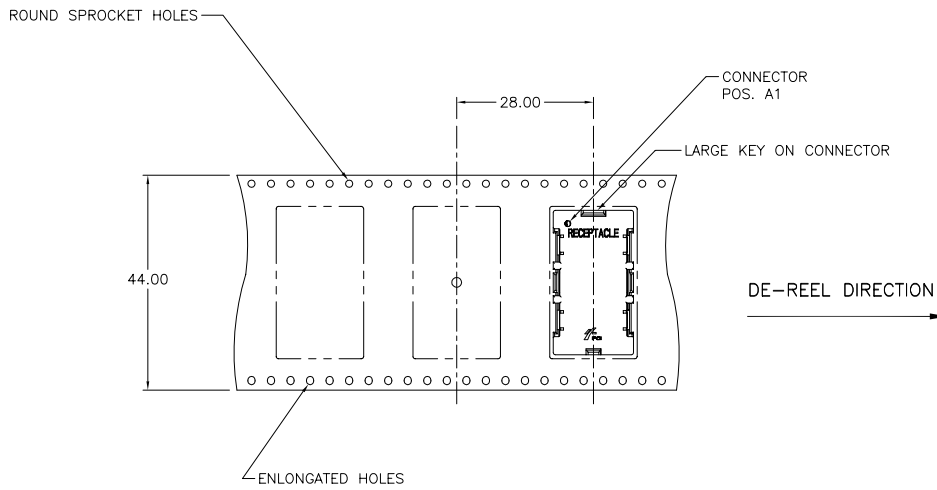
MATED HEIGHT	WITH PLUG P/N
4mm	84516
10mm	84530
3. SEE SK-47384 FOR MATING RESTRICTIONS WITH EARLIER DESIGN VERSIONS.
4. PLATING FOR -2XX SERIES DASH NOS. MEETS THE REQUIREMENTS OF NORTEL NPS25298-2 (CENTRAL OFFICE ENVIRONMENT, 25 YEAR LIFE EXPECTANCY).
5. FOR PROPER APPLICATION FOLLOW FCI APPLICATION SPECIFICATION GS-20-033 LEAD FREE SOLDER BALLS WILL NOT SOLDER PROPERLY IN A LEADED SOLDER PROCESS DUE TO A HIGHER REFLOW TEMPERATURE. LEAD FREE PRODUCT IS THEREFORE NOT BACKWARDS COMPATIBLE WITH LEADED OR SOME SOLDERING APPLICATIONS. REFERENCE FCI APPLICATION SPECIFICATION
6. THIS PRODUCT MEETS EUROPEAN UNION DIRECTIVES AND OTHER COUNTRY REGULATIONS AS DESCRIBED IN GS-22-008 PRODUCT MEETING THIS DIRECTIVE IS IDENTIFIED IN THE LOT CODE NUMBER MARKED ON EACH PART BY HAVING AN "X" IN THE SEVENTH CHARACTER POSITION

STENCIL MATED CONNECTOR OUTLINE ONTO BOARD.



BOARD PATTERN

mat'l. code		surface		tolerance	projection	product family	
---		ASME Y14.5		ASME Y14.5		MEG-Array	
tr	ecn no	dr	date	tolerances unless otherwise specified		title	
F				X *3		4.0mm RECT. ASSY	
				XX *10		10 X 20 = 200 POS.	
				XXX *050		scale 1:1	
		dr	D.WAUGHEN	9.9.99			
		engr	B.SPINK	9.9.99			
		chr	B.SPINK	9.9.99			
		appd	B.SPINK	9.9.99			
sheet index	revision sheet					dwg no	84517
						sheet 2 of 3	A4
						type CUSTOMER Drawing	



mat'l. code		surface		tolerance		projection		product family	
-		ASME Y14.5		ASME Y14.5				MEG-Array	
tr	ecn no	dr	date	tolerances unless otherwise specified				title	
F				angles: X *3 .XX *10 0° ±2° XXX *050		scale: 1:1		4.0mm RECEPT. ASSY 10 X 20 = 200 POS.	
		dr	D.WAUGHEN	9.9.99				sheet 3 of 3 size	
		engr	B.SPINK	9.9.99	dwg no 84517				
		chr	B.SPINK	9.9.99	type CUSTOMER Drawing				
		appd	B.SPINK	9.9.99	A4				
sheet index	revision sheet								