

Introducing
CORCOM SRB Series
Power Line Filter with
Slide-in Mounting Style

CORCOM SRB Series Power Line Filter with Slide-in Mounting Style

Key Features

Unique Slide-In Mounting Style

UL Recognized and CSA Certified for 15 Amps at 250V

VDE Approved for 10 Amps at 250V

Unfiltered or Filtered

Compact Depth

X Version Available Now

Y Version – Coming Soon



DESCRIPTION

The newest addition to the SRB series filter features a unique, panel mounting option. This new 'slide-in' mounting approach provides a simple, cost effective installation method, reducing the need for additional mounting hardware. The slide-in product offers two versions of the new mounting style with either retention capability along the short edges of the filter (X Style) or retention capability along the long edges of the filter (Y Style).

APPLICATIONS

Communications

Computer and Consumer Electronics

Industrial and Commercial

Instrumentation and Medical Equipment

ELECTRICAL

Max. leakage current, line to ground:

Capacitor Identifier/Value	@ 120/VAC 60 Hz	@ 250 VAC 50 Hz
Blank / None	2 μ A	5 μ A
Q / 33pF	2.1 μ A	3.65 μ A
R / 100pF	9.6 μ A	16.6 μ A
S / 220pF	19.2 μ A	33.2 μ A
T / 330pF	24.0 μ A	41.5 μ A
W / 470pF	0.04mA	0.07mA
X / 1000pF	0.07mA	0.13mA

Rated current: 15A

Rated voltage (max.): 250 VAC

Operating frequency: 50/60 Hz

MINIMUM INSERTION LOSS IN dB:

Line-to-ground in 50 ohm circuit

Capacitor ID	Frequency - MHz					
	1	5	10	50	100	300
Q	-	-	-	-	-	20
R	-	-	-	3	6	22
S	-	-	1	6	17	19
T	-	-	2	13	13	19
W	-	2	4	18	13	20
X	-	5	9	25	10	17

CORCOM SRB Series
Power Line Filter with
Slide-in Mounting Style

STANDARDS AND SPECIFICATIONS



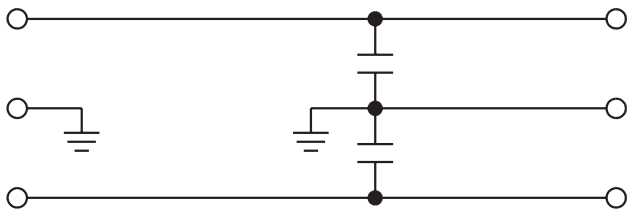
UL Recognized for 15 Amps at 250V

RoHS Compliant

CSA Certified for 15 Amps at 250V

VDE Approved for 10 Amps at 250V

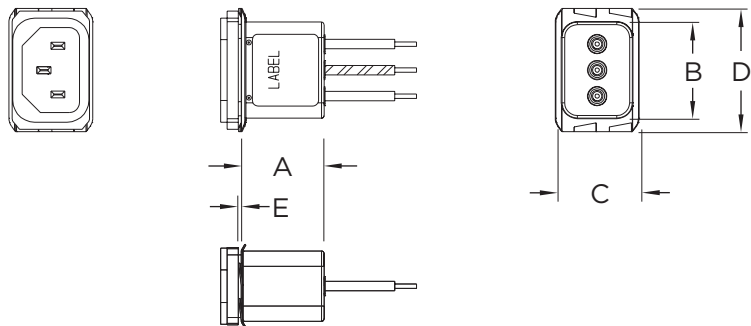
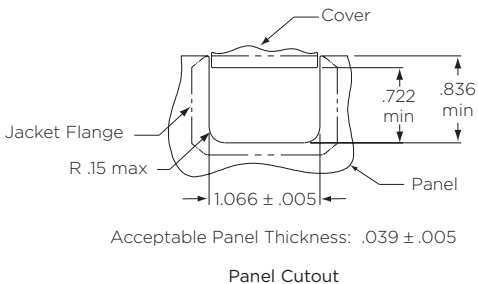
ELECTRICAL SCHEMATIC



PRODUCT DIMENSIONS AND PART NUMBERS

15SRBX8	15SRBY8*
15SRBX8-Q	15SRBY8-Q*
15SRBX8-R	15SRBY8-R*
15SRBX8-S	15SRBY8-S*
15SRBX8-T	15SRBY8-T*
15SRBX8-W	15SRBY8-W*
15SRBX8-X	15SRBY8-X*

*Coming soon



Typical Dimensions:

Style 8 wire leads: 4.0 [101.6] min. 1-15A, 18AWG

Case Dimensions:

Part No.	A (max.)	B (max.)	C (max.)	D (max.)	E $\pm .005$ $\pm .127$
15SRBX8	.95 24.1	1.11 28.2	.96 24.4	1.41 35.8	.039 1.0

Dimensions are in inches and millimeters unless otherwise specified. Values in italics are metric equivalents. Dimensions are shown for reference purposes only. Specifications subject to change.

For More Information

Technical Support

CORCOM Phone: 1-847-573-6597
Internet: www.corcom.com
E-mail: corcomtechhelp@tycoelectronics.com

General Support

Internet: www.tycoelectronics.com
E-mail: newproducts@tycoelectronics.com
Phone: 1-800-522-6752
USA: 1-800-468-2023
Canada: 1-905-470-4425
Mexico: 1-800-733-8926
C. America: 52-55-1106-0803
South America: 55-11-2103-6000
Germany: 49-89-6089-0
Hong Kong: 852-2735-1628
Japan: 81-44-844-8013
UK: 44-8706-080208

Tyco Electronics Corporation
Harrisburg, PA

tycoelectronics.com

© 2008 by Tyco Electronics Corporation. All Rights Reserved.
4-1773450-8-2.5M-GIC/FP-4-08
CORCOM, the TE Logo and Tyco Electronics are trademarks.

