

IEC Appliance Connector C14 with Fuseholder, Line Switch 1- or 2-pole and Voltage Selector

Standard or Medical Fuse drawer



C14

 70° C



Description

- Panel Mount:
Screw-on version from front or rear side, snap-in version from front side
- 4 Functions:
Appliance Inlet Protection class I, Line switch 1- or 2-pole, Fuseholder with interchangeable fuse drawer for Fuse-links 5 x 20 mm or 6.3 x 32 mm, with or without voltage selector (step)
- Quick connect terminals 4.8 x 0.8 mm
- Alternative: version with line filter [CD](#)

Approvals

- VDE License Number: 40011925
- UL License Number: E93617
- CSA License Number: 38456

Characteristics

- All single elements are already wired
- The fuse drawer "Fingergrip" can be removed by hand
For added safety "Extra-Safe" fuse drawers are available
Fuse drawer meets requirements of medical standard IEC/EN 60601-1
The fuse drawer can only be opened with the aid of a tool
The fuseholder is accessible from the equipment front
- Qualified for use in equipment according IEC/EN 60950

Other versions on request

- Line switch, illuminated
- Line switch with other rocker marking
- Line switch 1-pole
- For protection class II

Weblinks

[Approvals](#), [RoHS](#), [CHINA-RoHS](#), [e-Store](#), [SCHURTER-Stock-Check](#), [Distributor-Stock-Check](#)

Technical Data

Ratings IEC	10A / 250VAC; 50Hz
Ratings UL/CSA	10A / 125VAC; 60Hz
Dielectric Strength	> 3kVAC between L-N > 4kVAC between L/N-PE (1 min/50Hz)
Allowable Operation Temp.	-25 °C to 70 °C
Degree of Protection	from front side IP 40 acc. to IEC 60529
Protection Class	Suitable for appliances with protection class I acc. to IEC 61140
Terminal	Quick connect terminals 4.8 x 0.8 mm, tin-plated
Panel Thickness s	Screw-on: max 8mm Mounting screw torque max 0.5Nm Snap-in: 1.5/ 2/ 2.5 mm
Material: Housing	Thermoplastic, black, UL 94V-0

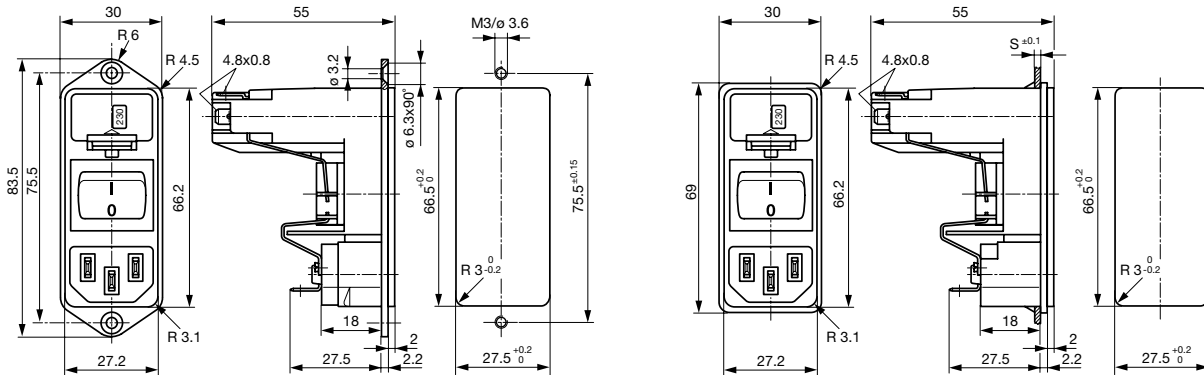
Appliance-Inlet/-Outlet	C14 acc. to IEC/EN 60320-1, UL 498, CSA C22.2 no. 42 (for cold conditions) pin-temperature 70 °C, 10A, Protection class I
Fuseholder	1 or 2 pole, Shocksafe category PC2 acc. to IEC 60127-6, for fuse-links 5 x 20 or 6.3 x 32 mm
Rated Power Acceptance @ Ta 23 °C	5 x 20: 2.5W (1 pole)/ 2W (2-pole) per pole 6.3 x 32: 3.15W (1 pole)/ 2.5W (2-pole) per pole
Power Acceptance @ Ta > 23°C	Admissible power acceptance at higher ambient temperature see derating curves
Line Switch	Rocker switch 2-pole, non-illuminated, acc. to IEC 61058-1 Technical details
Voltage selector	optional, step, 2-4 digits

Dimensions

Screw-on mounting

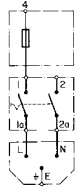
Length |-----| 83.5 mm

Snap-in mounting



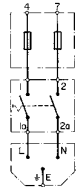
Diagrams

without voltage selector



1-pole

without voltage selector



2-pole

with voltage selector



1-pole

with voltage selector

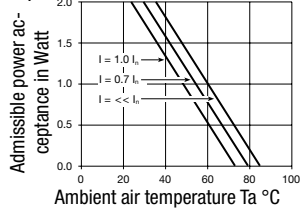


2-pole

Derating Curves

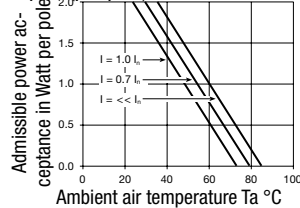
Fuses 5 x 20 mm

1-pole



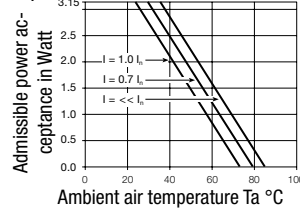
Fuses 5 x 20 mm

2-pole (per pole)



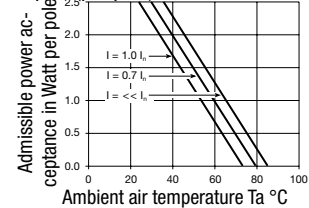
Fuses 6,3 x 32 mm

1-pole



Fuses 6,3 x 32 mm

2-pole (per pole)



[Distributor-Stock-Check](#) | [SCHURTER-Stock-Check](#) | [e-Store](#)

Fuse drawer must be ordered separately


Type	Panel mounting	Panel Thickness s [mm]	Fuseholder	Line Switch	Voltage selector max. 4 pos*	Order Number
KD	Screw-on	-	1 pole	Rocker switch	2-4 digits	KD13.4101.151
KD	Screw-on	-	1 pole	Rocker switch	without	KD13.1101.151
KD	Screw-on	-	2-pole	Rocker switch	2-4 digits	KD14.4101.151
KD	Screw-on	-	2-pole	Rocker switch	without	KD14.1101.151
KD	Snap-in	1.5	1 pole	Rocker switch	2-4 digits	KD13.4101.105
KD	Snap-in	2	1 pole	Rocker switch	2-4 digits	KD13.4101.107
KD	Snap-in	2.5	1 pole	Rocker switch	2-4 digits	KD13.4101.109
KD	Snap-in	1.5	1 pole	Rocker switch	without	KD13.1101.105
KD	Snap-in	2	1 pole	Rocker switch	without	KD13.1101.107
KD	Snap-in	2.5	1 pole	Rocker switch	without	KD13.1101.109
KD	Snap-in	1.5	2-pole	Rocker switch	2-4 digits	KD14.4101.105
KD	Snap-in	2	2-pole	Rocker switch	2-4 digits	KD14.4101.107
KD	Snap-in	2.5	2-pole	Rocker switch	2-4 digits	KD14.4101.109
KD	Snap-in	1.5	2-pole	Rocker switch	without	KD14.1101.105

Type	Panel mounting	Panel Thickness s [mm]	Fuseholder	Line Switch	Voltage selector max. 4 pos*	Order Number
KD	Snap-in	2	2-pole	Rocker switch	without	KD14.1101.107
KD	Snap-in	2.5	2-pole	Rocker switch	without	KD14.1101.109



Can be used as 2-/3-position voltage selector - take only corresponding terminals

Packaging unit 20 Pcs


Required Accessory

Description		
	Fusedrawer 3 Drawers for fuse links 5x20mm resp. 6.3x32mm	
	Fingerrip, 5 x 20, 2-pole, Voltage selector	4303.2014.00
	Fingerrip, 5 x 20, 2-pole, Voltage selector, 100, 120, 220, 240	4303.2014.01
	Fingerrip, 5 x 20, 2-pole, Voltage selector, 110, 150, 220	4303.2014.02
	Fingerrip, 5 x 20, 2-pole, Voltage selector, 110, 220	4303.2014.03
	...	

Accessory

	Assorted Covers Rear Cover	
		0859.0074
	Cord retaining kits Cord retaining strain relieve	
	Flat head, A	4700.0001

Mating Outlets/Connectors

Category / Description		
	Appliance Outlet	
	IEC appliance outlet F, screw-on mounting, front side, solder /quick connect terminal	4787
	IEC appliance outlet F, screw-on mounting, front side, solder /quick connect terminal	4788
	IEC appliance outlet F oder H, screw-on mounting, front side, solder/PCB/quick connect terminal	5091
	IEC appliance outlet F oder H, screw-on mounting, front side, solder/quick connect terminal	5092