

# Switchcraft®

[Previous Page](#) | [Return to Index](#) | [Next Page](#)



## Q-G® CORD PLUG CONNECTORS

1. [A\(\\*\)F CORD PLUG](#)
2. [A\(\\*\)FD CORD PLUG](#)
3. [A\(\\*\)M CORD PLUG](#)

Click above to download drawings (you will need to have Adobe Acrobat installed on your system to do this).



### A(\*)F CORD PLUG

Straight female cord plug with standard latchlock. Available in 3-7 pin versions.

### A(\*)FD CORD PLUG

Straight female cord plug with FAS-DIS-CONNECT detent.

### A(\*)M CORD PLUG

Straight male cord plug.

\*Number of insert contacts or pins must be specified to complete part number.

### PART NUMBERS - FEMALE CORD PLUGS

Standard Q-G® Cord Plugs, Series A(*)F and QGP						
Satin Nickel Finish	Black Finish		Fas-Dis-Connect	Large Flex Relief <sup>2</sup>	QGP Series	Insert Contacts
	Silver <sup>1</sup>	Gold <sup>1</sup>				
A3F	A3FB	A3FBAU	⌘A3FD	A3FL	QGP322	3
A3FS <sup>3</sup>	-	-	-	-	-	3
A4F	A4FB	A4FBAU	⌘A4FD	A4FL	-	4
A5F	A5FB	A5FBAU	⌘A5FD	⌘A5FL	-	5
A6F	A6FB	A6FBAU	-	-	-	6
A7F	A7FB	A7FBAU	-	-	-	7

1 Contact plating.

2 Accepts cables from .25 inch (6.35 mm) to .328 inch (8.33 mm) diameter

3 Accepts cables from .105 inch (2.7 mm) to .205 inch (5.2 mm)

⌘Available on special order only; contact Switchcraft for price and delivery.

### PART NUMBERS - MALE CORD PLUGS


<b>Standard Q-G® Cord Plugs, Series A(*)F and QGP</b>					
<b>Satin Nickel Finish</b>	<b>Black Finish</b>		<b>Large Flex Relief</b>	<b>QGP Series</b>	<b>Insert Contacts</b>
	<b>Silver</b>	<b>Gold</b>			
A3M	A3MB	A3MBAU	A3ML	QGP323	3
A3MS3	-	-	-	-	3
A4M	A4MB	A4MBAU	A4ML	-	4
A5M	A5MB	A5MBAU	⌘A5ML	-	5
A6M	-	A6MBAU	-	-	6
A7M	-	A7MBAU	-	-	7

All above part numbers have black flex relief installed. Contact Switchcraft for color flex relief.

⌘Available on special order only; contact Switchcraft for price and delivery.

[Previous Page](#) | [Return to Index](#) | [Next Page](#)

**To search a category please click on the corresponding icon:**

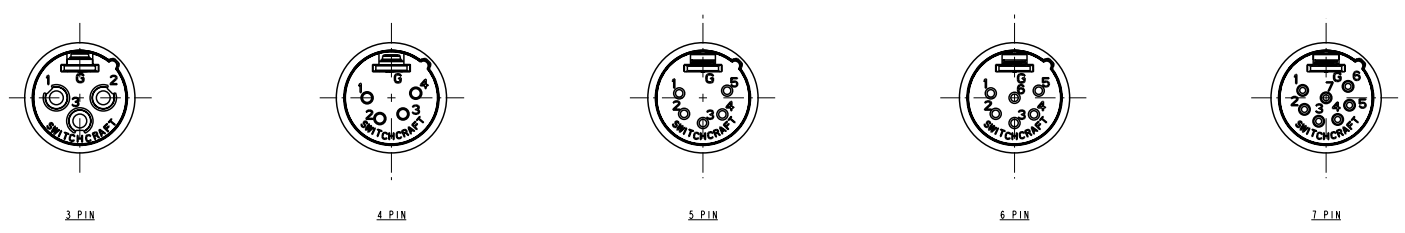


| [Connectors](#) | [Jacks and Plugs](#) |  
| [Patch Panels, Patch Kits & Jackfields](#) | [Cable Assemblies and Patch Cords](#) | [Switches](#) |

**All products shown are covered by Switchcraft's limited lifetime warranty.**

| [Switchcraft home](#) |  
[About Us](#) | [Products](#) | [What's New](#) | [Search](#) | [Contact Us](#)

8 7 6 5 4 3 2 1



**STANDARD SERIES**

INSERT SCREW - STAINLESS STEEL  
 FLEX SCREW - STEEL  
 HOUSING - ZINC, NICKEL PLATED  
 TUBULAR INSULATOR - NYLON  
 SOLDER TERMINAL - BRASS, ELECTRO TIN  
 STRAIN RELIEF - HI-FAX  
 CLAMP PLATE - STAINLESS STEEL  
 INSULATOR - POLYESTER, GREEN (UL94V-0)  
 PIN - BRASS, SILVER PLATED

**COLOR**

- 01 - BROWN
- 02 - RED
- 03 - ORANGE
- 04 - YELLOW
- 05 - GREEN
- 06 - BLUE
- 07 - VIOLET
- 08 - GRAY
- 09 - WHITE

**CONTACT PLATING**  
 BLANK - SILVER (STANDARD)  
 AU - GOLD

**HOUSING FINISH**  
 BLANK - NICKEL PLATE (STANDARD)  
 B - BLACK

**FLEX RELIEF SIZE**  
 BLANK - STANDARD SIZE (0.210 TO 0.300)  
 L - LARGE CABLES (0.300 TO .0328)  
 S - SMALL CABLES (0.105 TO 0.205)

**NO. OF CONTACTS:**  
 3 - 3 CONTACTS  
 4 - 4 CONTACTS  
 5 - 5 CONTACTS  
 6 - 6 CONTACTS  
 7 - 7 CONTACTS

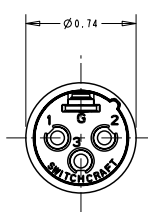
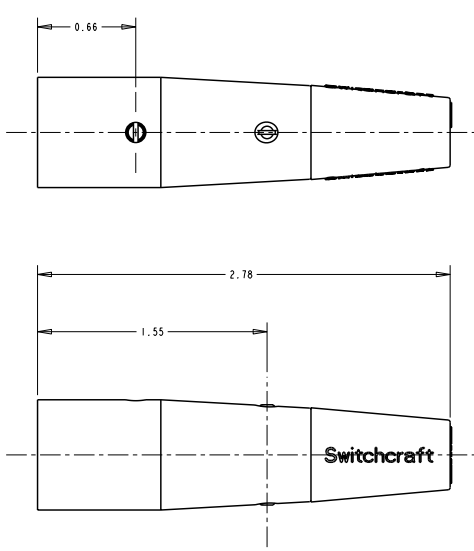
---

**PROFESSIONAL SERIES**

SAME AS ABOVE EXCEPT  
 CONTACT PIN - PHOSPHOR BRONZE, GOLD OVER NICKEL

OGP - 23

**NO. OF CONTACTS:**  
 3 - 3 CONTACTS  
 4 - 4 CONTACTS  
 5 - 5 CONTACTS  
 6 - 6 CONTACTS  
 7 - 7 CONTACTS



**NOTE:**  
 1. ALL DIMENSIONS REF. UNLESS OTHERWISE SPECIFIED.

CUSTOMER DRAWING

UNLESS OTHERWISE SPECIFIED				THIS DRAWING DESCRIBES A DESIGN CONSIDERED PROPRIETARY IN NATURE, DEVELOPED AND MANUFACTURED BY SWITCHCRAFT, INC. AND IS RELEASED ON A CONFIDENTIAL BASIS FOR IDENTIFICATION PURPOSES ONLY.					
1. ALL DIMENSIONS IN INCHES - TWO PLACE DECIMALS ±0.01 - THREE PLACE DECIMALS ±0.005 - FRACTIONS ±.01 - ALL DIA. CONCENTRIC WITHIN 0.005 T.I.R.				FINISH	WIDTH	MULT	MATERIAL		
2. FEATURES ON THE SAME CENTERLINE MUST BE ALIGNED WITHIN ±0.002				SIZE			TEMPER		
3. REMOVE ALL BURRS				FIRST USED ON	SCALE	MATERIAL SPEC No.			
REV	ECO NUMBER	DATE	BY	APVD	DATE DRAWN	BY	CHRD	APVD	
L	ECO 122530	12-21-98	MN	EB	6-18-94	SG	AA	GHJ	
M	22353	6-12-98	DA	EB	7-22-94		8-1-94		
REVISIONS				DO NOT SCALE DRAWING				A SERIES MALE OG	
				Pro/Engineer CAD File				Switchcraft	
								SHEET 1 OF 1	
								PART No. A_M_SERIES	
								REV L	