



NC5MX-B

The "industry standard" XLR cable connector, easy to assemble with only 4 parts and no screws. Compact design with sturdy diecast shell, fibreglass reinforced hard plastic insert and chuck type strain relief for secure clamping of all cables.

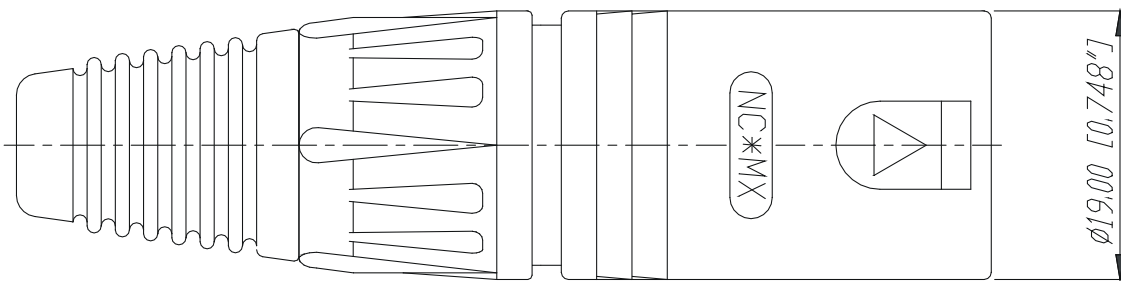
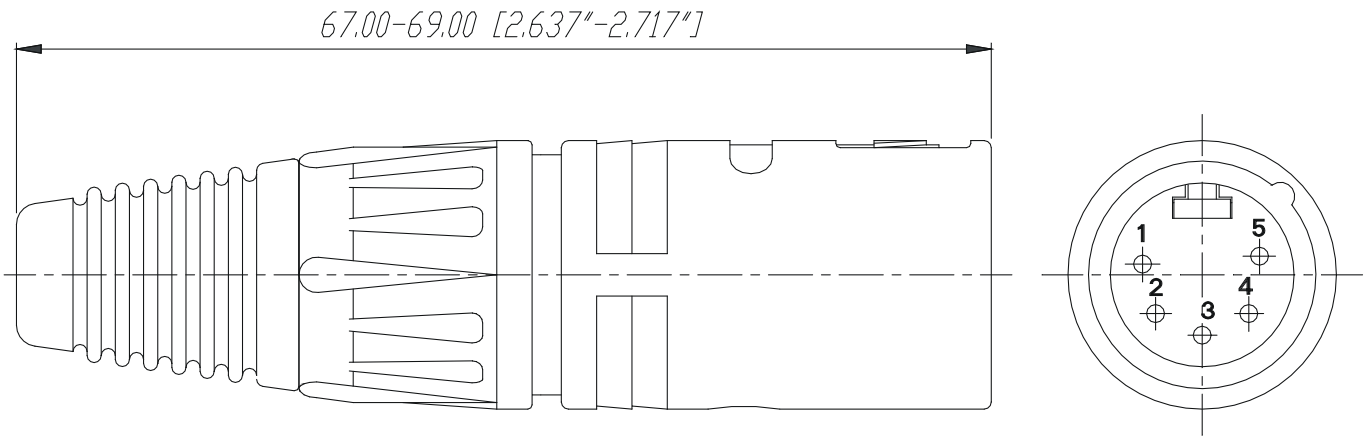
5 pole male cable connector with black metal housing and gold contacts.

Features & Benefits

- Rugged zinc diecast shell, long lasting and durable
- Chuck type strain relief system for secure clamping of cables
- Boot with rubber gland gives high protection against bending stresses
- Coloured rings and boots available for coding and marking
- UL recognized components

ACCESSORIES





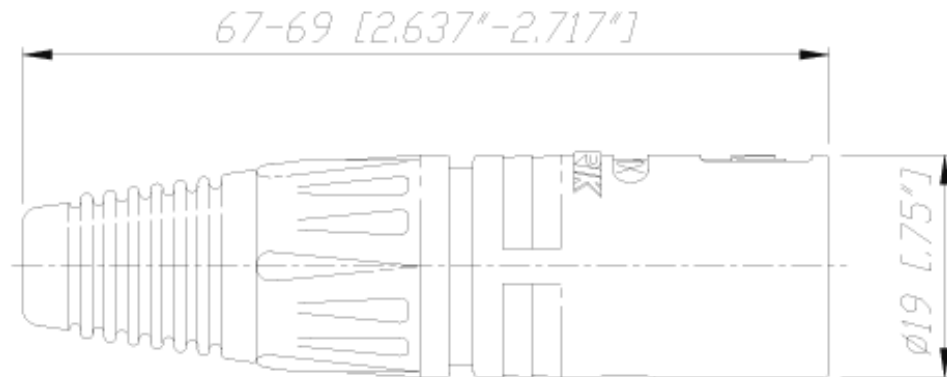
| | | | | | | | | | |
|------|-----------|-------|------|--|------------------|-----------|----------------|---------------|---------|
| | | | | | Werkstoff: | Massstab: | | Datum | Name |
| | | | | *Lieferant darf ohne Ruecksprache nicht geaendert werden | | 2:1 | Gezeichnet | 26.05.98 | Alinjak |
| | | | | Zeichnung urheberrechtlich geschuetzt (DIN 34) (C) | | | Geprueft | | |
| | | | | Benennung: | X-Serie NC5MX | | Ersetzt durch: | Blatt | |
| | | | | | | | Ersatz fuer: | von Blatt | |
| Ind. | Aenderung | Datum | Name | NEUTRIK AG FL-9494 SCHAAN | | | Zeichn. Nr. | 3102 St 08 35 | |



Audio

X Series

NC5MX-B



There are no technical infos for this product.

| Product | |
|------------------------------|---|
| Connector Type | XLR |
| Gender | male |
| Electrical | |
| Capacitance between contacts | ≤ 7 pF |
| Contact resistance | ≤ 3 m Ω |
| Dielectric strength | 1,5 kVdc |
| Insulation resistance | > 2 G Ω (initial) |
| Insulation resistance | > 1 G Ω (after damp heat test) |
| Rated current per contact | 7,5 A |
| Rated voltage | 50 V |
| Mechanical | |
| Cable O.D. | 3.5 - 8.0 mm |
| Insertion force | ≤ 20 N |
| Withdrawal force | ≤ 20 N |
| Lifetime | > 1000 mating cycles |
| Wire size | max. 1.0 mm ² |
| Wire size | max. 18 AWG |
| Wiring | Solder contacts |
| Locking device | latch lock |

| Material | |
|----------------------|-----------------------------------|
| Boot | Polyuretan |
| Bushing | Polyamide (PA 6 15% GR) |
| Contact plating | 0.2 µm Au hard alloy over 2 µm Ni |
| Contacts | Brass (CuZn39Pb3) |
| Insert | Polyamide (PA 6.6 30 % GR) |
| Locking element | St3K32 (latch) / Ck 67 (spring) |
| Shell | Zinc diecast (ZnAl4Cu1) |
| Shell plating | Black chromium |
| Strain relief | Polyacetal (POM) |
| Environmental | |
| Approvals | UL |
| Flammability | UL 94 HB |
| Standard compliance | IEC 61076-2-103 |
| Protection class | IP 40 |
| Solderability | Complies with IEC 68-2-20 |
| Temperature range | -30 °C to +80 °C |
| Optical | |
| Mobile Cables | |