

# Test & Burn-In SOIC Sockets



- Lid can be actuated from top or front and is compatible with automated load/unload equipment
- Compact envelope and side to side stackability maximize board density
- Tweezer slot for easy manual loading/unloading
- Lid applies 80 grams normal force per lead for maximum electrical reliability
- Accepts Gull Wing JEDEC device sizes in .150" (3.81 mm) and .300" (7.62 mm) body widths

Date Issued: February 19, 2001

TS-0338-09  
Sheet 1 of 4

34

---

## Physical

### Insulation

Material: Glass Filled Polyethersulfone  
Flammability: UL 94V-0  
Color: Black

**Marking:** 3M Logo & Part Number Identifier

### Contact

Material: Beryllium-Copper  
Plating: 30  $\mu$ " (0.76  $\mu$ m) Gold over 50  $\mu$ " (1.3  $\mu$ m) Nickel

---

## Environmental

**Current Rating:** 1 Amp  
**Insulation Resistance:**  $> 1 \times 10^{12} \Omega$  at 500 Vdc  
**Withstanding Voltage:** 1000 Vrms at Sea Level

---

## Environmental

**Operating Temperature Rating:** - 55° C to + 150° C

---

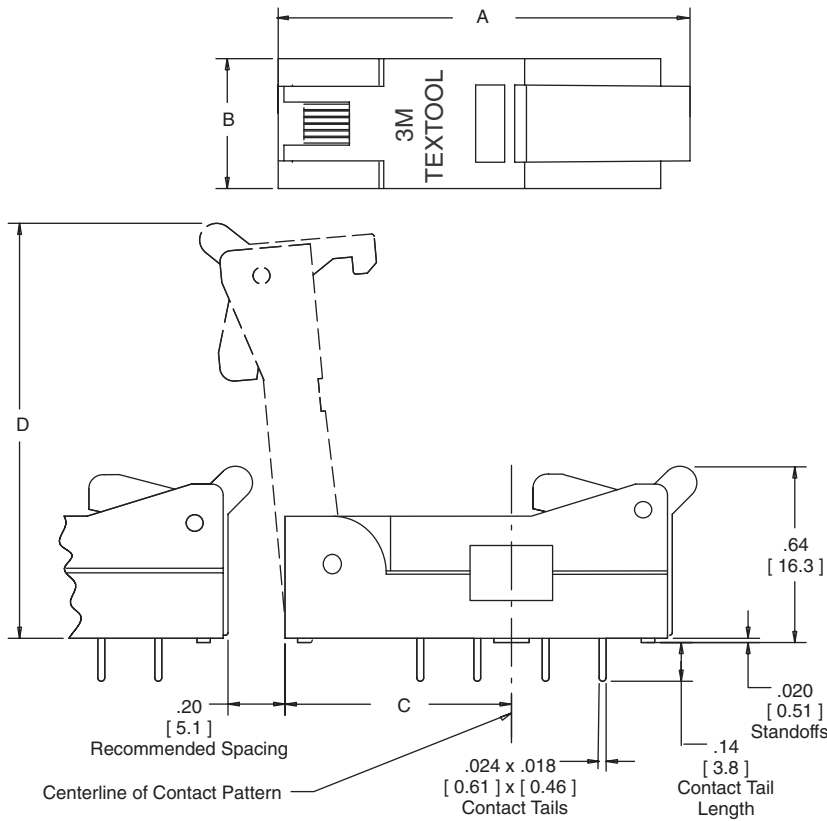
### 3M Electronic Handling and Protection Division

6801 River Place Blvd.  
Austin, TX 78726-9000

For technical, sales or ordering information call **800-328-0411**  
or visit our website: <http://www.3M.com/ehpd>

# Test & Burn-In SOIC Sockets

Part Number	Dimensions			
	A	B	C	D
7391				
7390	1.45 [ 36.8 ]	.47 [ 11.9 ]	.79 [ 20.0 ]	1.52 [ 38.0 ]
7383				
7224				
7223	1.59 [ 40.4 ]	.57 [ 14.5 ]	.86 [ 21.8 ]	1.64 [ 41.7 ]
7201				
7397				
7396	1.69 [ 42.9 ]	.80 [ 20.3 ]	.92 [ 23.3 ]	1.74 [ 44.2 ]
7474				



Dimension	Tolerance	
	inch	mm
	.00 (.0)	.000 (.00)
Tolerance	± .010 (± .25)	± .005 (± .13)

## Ordering Information

Part Number	Leads	SOIC Body Width
208-7391-55-1902	8	.150 [ 3.81 ]
214-7390-55-1902	14	
216-7383-55-1902	16	
216-7224-55-1902	18	.300 [ 7.62 ]
218-7223-55-1902	18	
220-7201-55-1902	20	
224-7397-55-1902	24	
228-7396-55-1902	28	
228-7474-55-1902	28	.330 [ 8.38 ]

TS-0338-09  
Sheet 2 of 4

## 3M Electronic Handling and Protection Division

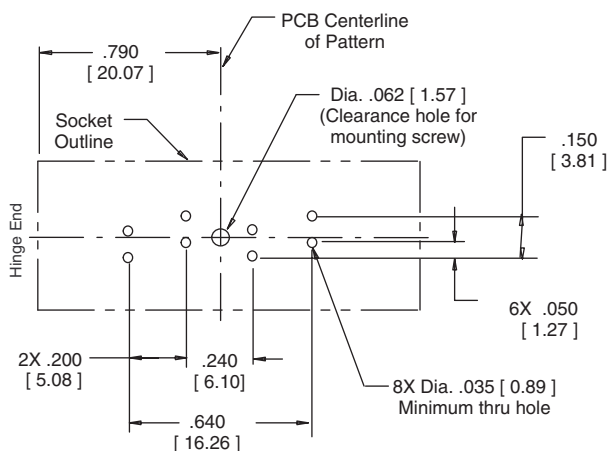
6801 River Place Blvd.  
Austin, TX 78726-9000

For technical, sales or ordering information call **800-328-0411**  
or visit our website: <http://www.3M.com/ehpd>

# Test & Burn-In SOIC Sockets

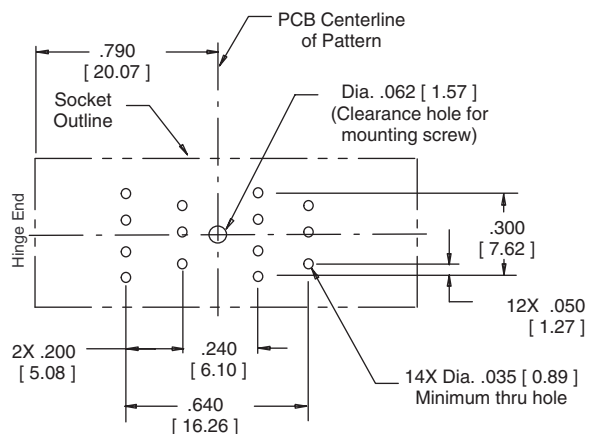
## P.C. BOARD PATTERNS

### 8 Position



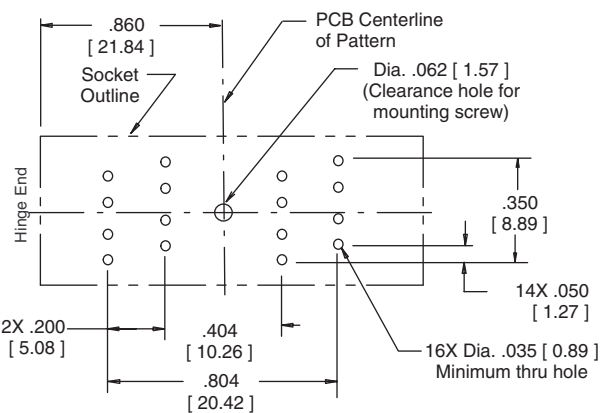
208-7391-55-1902

### 14 Position

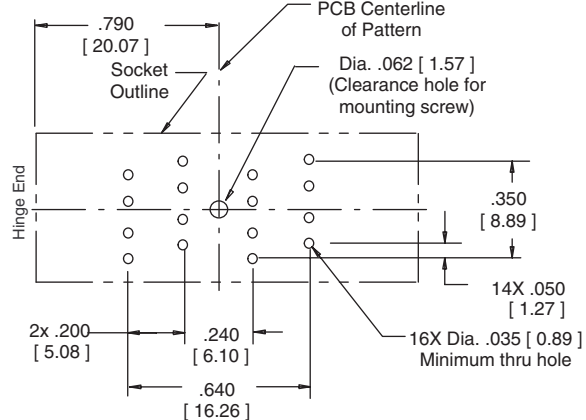


214-7390-55-1902

### 16 Position

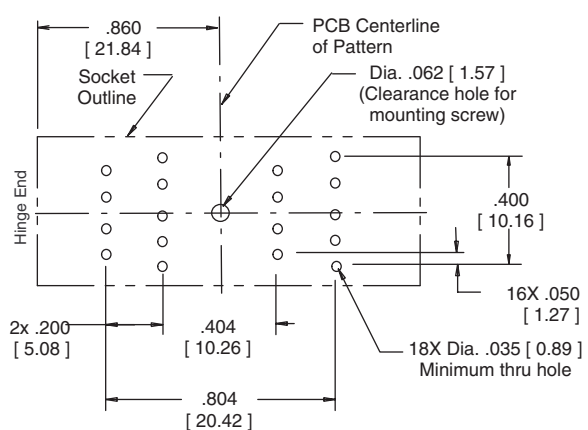


216-7224-55-1902



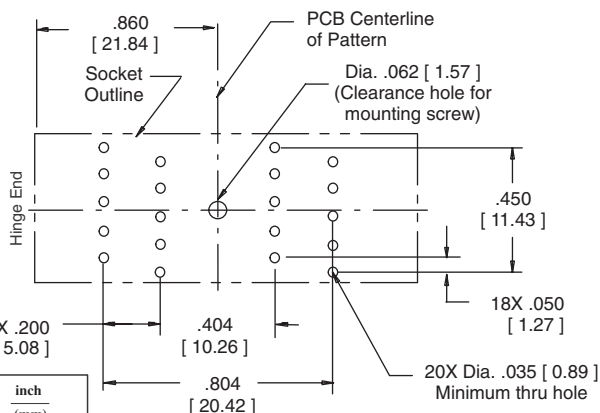
216-7383-55-1902

### 18 Position



218-7223-55-1902

### 20 Position



220-7201-55-1902

	Tolerance	
	inch	mm
Dimension	.00 (.0)	.000 (.00)
Tolerance	±.010 (±.25)	±.005 (±.13)

TS-0338-09  
Sheet 3 of 4

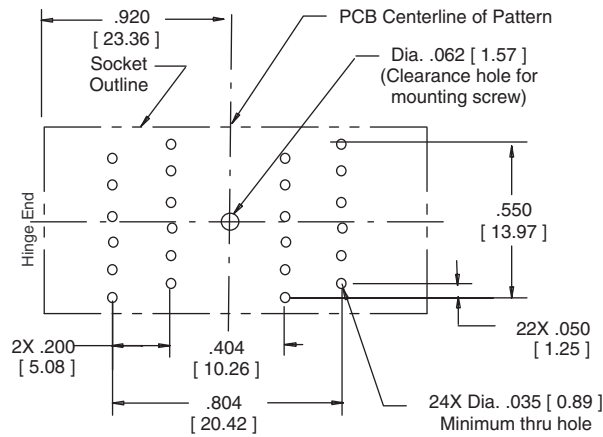
## 3M Electronic Handling and Protection Division

6801 River Place Blvd.  
Austin, TX 78726-9000

For technical, sales or ordering information call 800-328-0411  
or visit our website: <http://www.3M.com/ehpd>

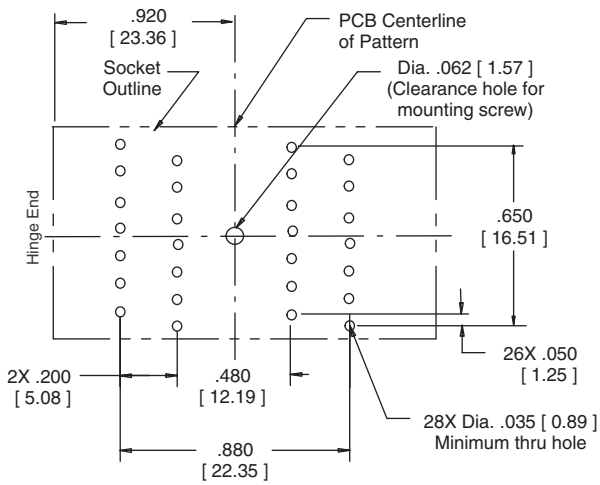
# Test & Burn-In SOIC Sockets

## 24 Position

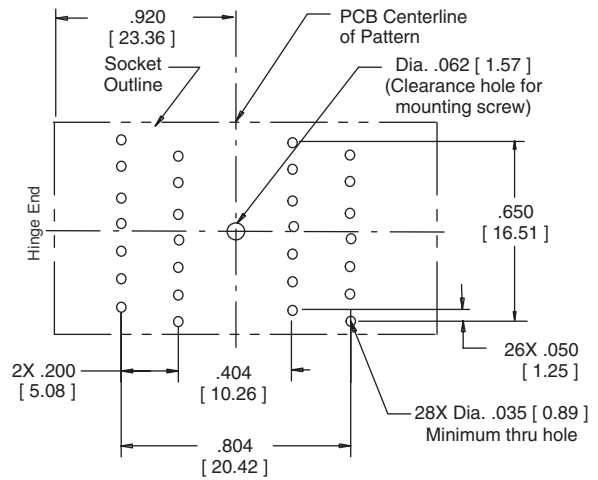


224-7397-55-1902

## 28 Position



228-7474-55-1902



228-7396-55-1902

	Tolerance $\frac{\text{inch}}{\text{(mm)}}$	
<b>Dimension</b>	$\frac{.00}{(.0)}$	$\frac{.000}{(.00)}$
<b>Tolerance</b>	$\frac{\pm .010}{(\pm .25)}$	$\frac{\pm .005}{(\pm .13)}$

Note: P.C. Board patterns are "component side".

TS-0338-09  
Sheet 4 of 4

## 3M Electronic Handling and Protection Division

6801 River Place Blvd.  
Austin, TX 78726-9000

For technical, sales or ordering information call **800-328-0411**  
or visit our website: <http://www.3M.com/ehpd>