


# 3M™ DIP Socket

Stamped and Formed, Dual-Wipe

4800 Series



- Dual leaf, high compression contact provides reliable termination
- Automatic insertion option is compatible with most insertion equipment
- Side and end stackable
- RoHS\* compliant

Date Modified: February 7, 2007

TS-1099-04  
Sheet 1 of 2

## Physical

**Insulation Material** Polyester Glass Filled

Flammability: UL 94V-0

Color: Black

**Contact Material** Phosphor Bronze

Underplating: 35  $\mu$ " [ 0.89  $\mu$ m ] min. Nickel overall

Surface Plating:: 135  $\mu$ " [ 3.43  $\mu$ m ] min. Matte Tin

### Insertion/Withdrawal Forces

Insertion Force: 340 grams max. per contact

Withdrawal Force: 80 grams min. per contact

### Acceptable Pin Sizes

Diameter: .010" - .011" [ 0.25 mm - 0.27 mm ]

Length: .100" - .130" [ 2.54 mm - 3.30 mm ]

### Mounting Information

Hole Diameter: .035" - .043" [ 0.90 mm - 1.10 mm ]

**Marking** None

## Electrical

**Current Rating:** 1 A

**Insulation Resistance:** 5,000 M $\Omega$  at 500 V<sub>DC</sub>

**Withstanding Voltage:** 100 V<sub>AC</sub> for 1 minute

## Environmental

**Temperature Rating:** -25°C to +85°C

"RoHS compliant" means that the product or part does not contain any of the following substances in excess of the following maximum concentration values in any homogeneous material, unless the substance is in an application that is exempt under RoHS: (a) 0.1% (by weight) for lead, mercury, hexavalent chromium, polybrominated biphenyls or polybrominated diphenyl ethers; or (b) 0.01% (by weight) for cadmium. Unless otherwise stated by 3M in writing, this information represents 3M's knowledge and belief based upon information provided by third party suppliers to 3M.

UL File No.: E68080

**3M**  
**Interconnect Solutions**  
<http://www.3M.com/interconnects/>


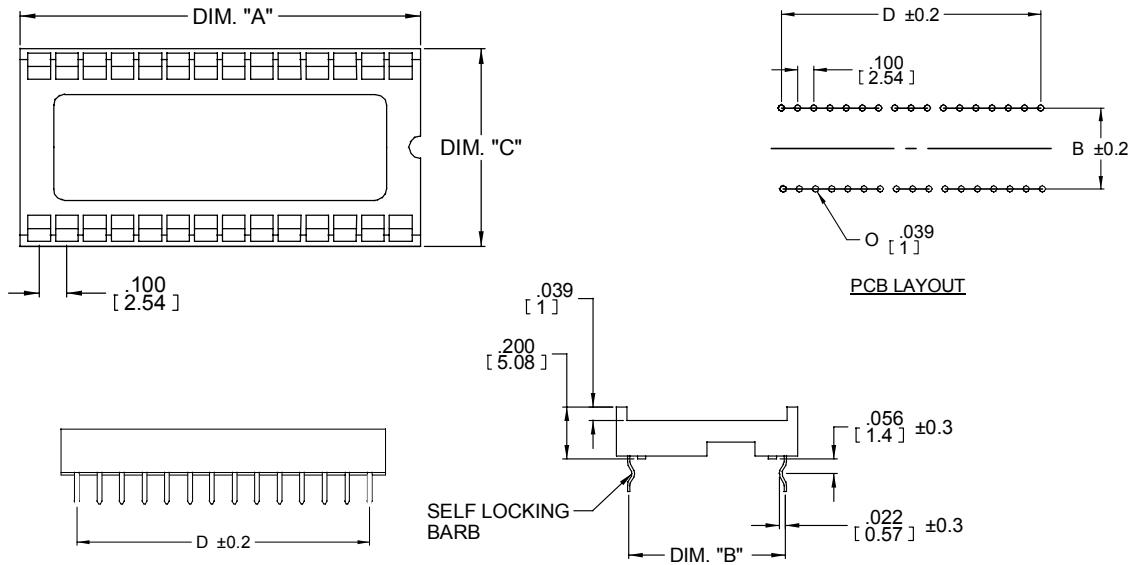
3M is a trademark of 3M Company.  
For technical, sales or ordering information call  
**800-225-5373**

# 3M™ DIP Socket

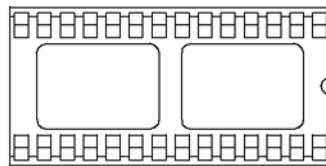
Stamped and Formed, Dual-Wipe

4800 Series

Contact Quantity	Dimension A	Dimension B	Dimension C	Dimension D	Body Style
8	.395 [10.03]	.300 [7.62]	.400 [10.16]	0.300 [7.62]	A
14	.695 [17.65]	.300 [7.62]	.400 [10.16]	0.600 [15.24]	A
16	.795 [20.19]	.300 [7.62]	.400 [10.16]	0.700 [17.78]	A
18	.895 [22.73]	.300 [7.62]	.400 [10.16]	0.800 [20.32]	A
20	.995 [25.27]	.300 [7.62]	.400 [10.16]	0.900 [22.86]	A
24	1.195 [30.35]	.300 [7.62]	.400 [10.16]	1.100 [27.94]	A
24	1.195 [30.35]	.600 [15.24]	.700 [17.78]	1.100 [27.94]	B
28	1.395 [35.43]	.300 [7.62]	.400 [10.16]	1.300 [33.02]	B
28	1.395 [35.43]	.600 [15.24]	.700 [17.78]	1.300 [33.02]	B
32	1.595 [40.51]	.600 [15.24]	.700 [17.78]	1.500 [38.10]	B
40	1.995 [50.67]	.600 [15.24]	.700 [17.78]	1.900 [48.26]	B
42	2.100 [53.34]	.600 [15.24]	.700 [17.78]	2.000 [50.80]	B
48	2.395 [60.83]	.600 [15.24]	.700 [17.78]	2.300 [58.42]	B



Body Style "A"



Body Style "B"



Inch [mm]

Tolerance Unless Noted			
	.0	.00	.000
inch	$\pm .1$	$\pm .01$	$\pm .005$

[ ] Dimensions for Reference Only

Note: Suitable for "lead free" wave solder only. NOT FOR REFLOW SOLDER PROCESSES.

## Ordering Information

**48XX-X00X-CP**

Contact Quantity  
(See Table)

Row Spacing:  
3 = .300 [7.62]  
6 = .600 [15.24]  
(See Table)

Tail:  
0 = Straight  
4 = Kinked

TS-1099-04  
Sheet 2 of 2

## Important Notice

All statements, technical information, and recommendations related to 3M's products are based on information believed to be reliable, but the accuracy or completeness is not guaranteed. Before using this product, you must evaluate it and determine if it is suitable for your intended application. You assume all risks and liability associated with such use. Any statements related to the product which are not contained in 3M's current publications, or any contrary statements contained on your purchase order shall have no force or effect unless expressly agreed upon, in writing, by an authorized officer of 3M.

# 3M

## 3M Electronics

6801 River Place Blvd.  
Austin, TX 78726-9000  
800/225-5373  
[www.3M.com/electronics](http://www.3M.com/electronics)

## Warranty; Limited Remedy; Limited Liability.

This product will be free from defects in material and manufacture for a period of 90 days from the time of purchase. **3M MAKES NO OTHER WARRANTIES INCLUDING, BUT NOT LIMITED TO, ANY IMPLIED WARRANTY OF MERCHANTABILITY OR FITNESS FOR A PARTICULAR PURPOSE.** If this product is defective within the warranty period stated above, your exclusive remedy shall be, at 3M's option, to replace or repair the 3M product or refund the purchase price of the 3M product. **Except where prohibited by law, 3M will not be liable for any indirect, special, incidental or consequential loss or damage arising from this 3M product, regardless of the legal theory asserted.**



Minimum 10%  
Post-Consumer Fiber

Printed in USA.

© 3M 2007