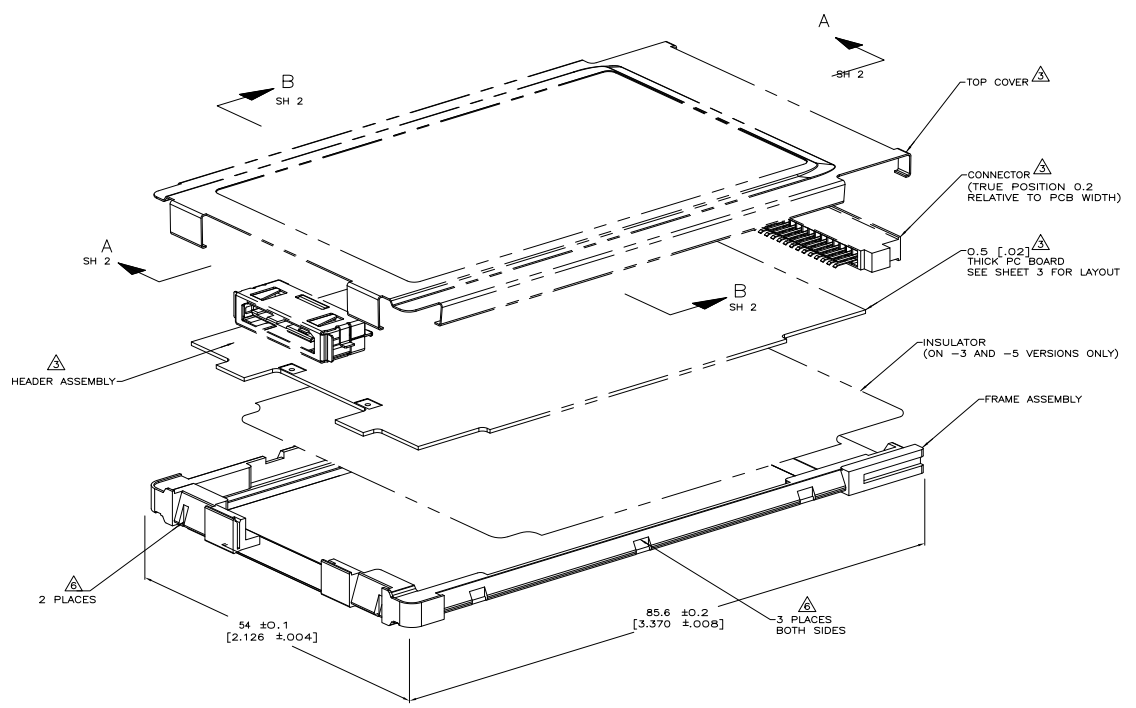


REV	DATE	DESCRIPTION	BY	CHK	APP
00					
01	1702107	REVISED FOR 0513-0128-05	BM		DG

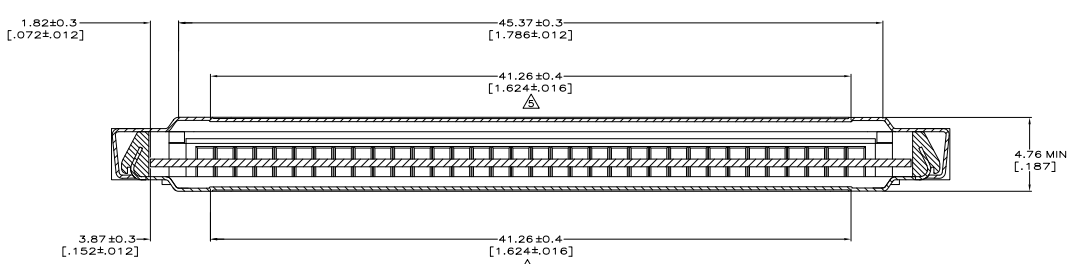
- △ MATERIAL: FRAME - STAINLESS STEEL AND BLACK LCP MOLDING COMPOUND.
- 2. FRAME ASSEMBLY CONFORMS TO PCMCIA DIMENSIONAL STANDARDS.
- △ ITEMS INDICATED ARE SHOWN FOR REFERENCE ONLY AND NOT INCLUDED WITH KIT.
- △ RECESSED AREA SHALL ACCOMMODATE A LABEL SIZE OF 38.6 [1.528] X 62 [2.44], 0.08 [0.003] MAXIMUM THICKNESS. RECESSED AREA IS LOCATED ON BOTTOM COVER.
- △ DIMENSION APPLIES TO AREA UNDER LABEL RECESS.
- △ SLOTS FOR TOOL TO REMOVE COVER.
- △ DIMENSIONS APPLY WHEN 6.0 [2.36] WIDE CONNECTOR IS USED.
- △ DIMENSIONS APPLY WHEN 6.6 [2.60] WIDE CONNECTOR IS USED.



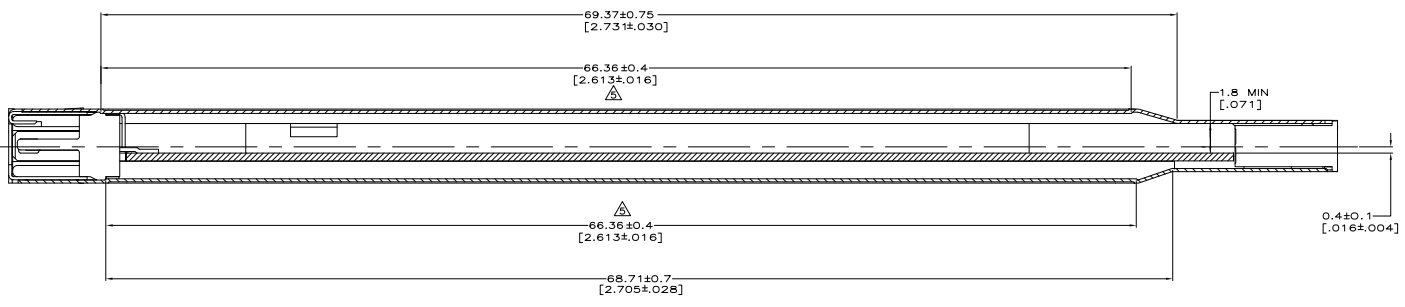
VOLTAGE	DESCRIPTION	PART NUMBER
3.3V	△ WITH RECESSED AREA AND INSULATOR	558877-5
3.3V	△ WITH RECESSED AREA	558877-4
5V	△ WITH RECESSED AREA AND INSULATOR	558877-3
5V	△ WITHOUT RECESSED AREA	558877-2
5V	△ WITH RECESSED AREA	558877-1

THIS DRAWING IS A CONTROLLED DOCUMENT.		REV. 00	DATE 10-20-08	BY M. ABERN	DATE 10-20-08	CHK M. DESTINE	DATE 10-20-08	APP M. DESTINE	DATE 10-20-08	DESCRIPTION	PART NUMBER
UNLESS OTHERWISE SPECIFIED, DIMENSIONS ARE IN INCHES.		TYSI ELECTRONICS CORPORATION		Harrisburg, PA 17105-3608		TYPE II, SERIES III		FRAME ASSEMBLY, SHIELDED		558877	
DRAWN BY		CHECKED BY		DATE		SIZE		SCALE		SHEET	
MATERIAL		QUANTITY		DATE		SCALE		SCALE		SHEET	
REVISED BY		REVISED DATE		REVISED DATE		REVISED DATE		REVISED DATE		REVISED DATE	
APPROVED BY		APPROVED DATE		APPROVED DATE		APPROVED DATE		APPROVED DATE		APPROVED DATE	
CUSTOMER DRAWING		CUSTOMER DRAWING		CUSTOMER DRAWING		CUSTOMER DRAWING		CUSTOMER DRAWING		CUSTOMER DRAWING	

REV	DATE	DESCRIPTION	BY	APP
GP 00		SEE SHEET 1		



SECTION B-B
 SCALE 8:1
 ROTATED

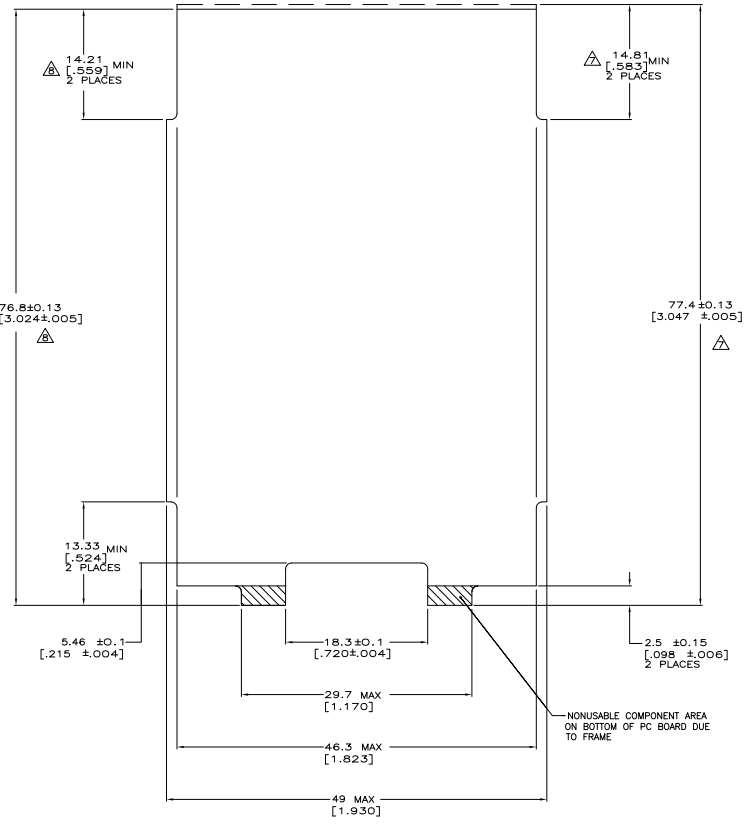
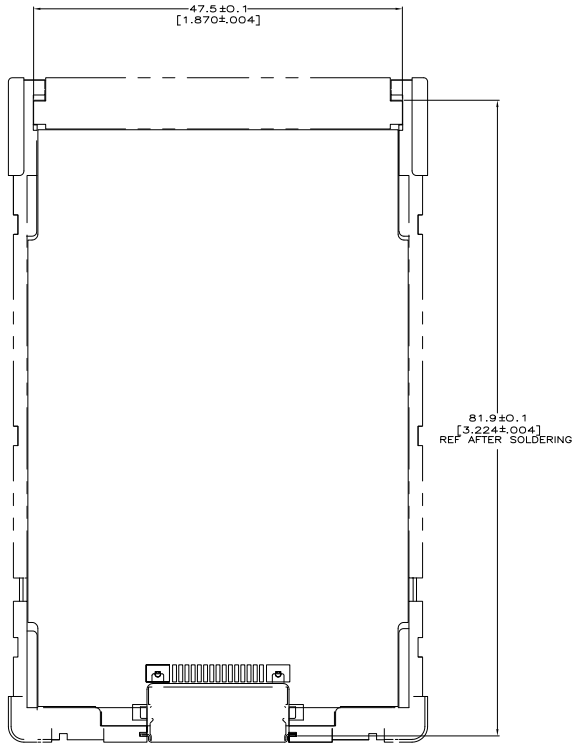


SECTION A-A
 SCALE 8:1
 ROTATED

THIS DRAWING IS A CONTROLLED DOCUMENT.		REV. DATE	REV. DATE	REV. DATE
INCHES	MM	16-JAN-87	16-JAN-87	16-JAN-87
BY: M. ABERNETHY	DATE: 16-JAN-87	BY: M. ABERNETHY	DATE: 16-JAN-87	BY: M. ABERNETHY
DESCRIPTION: FRAME ASSEMBLY, SHIELDED, TYPE II, SERIES III	REV. DATE	REV. DATE	REV. DATE	REV. DATE
SCALE: 4:1	DRAWING NO: 100779	REV. DATE	REV. DATE	REV. DATE
CUSTOMER DRAWING	Q=558877	REV. DATE	REV. DATE	REV. DATE

THIS DRAWING IS UNPUBLISHED. ALL RIGHTS RESERVED.
 © 2008 Tyco Electronics Corporation

REV	DATE	DESCRIPTION	BY	APP'D
GP 00		SEE SHEET 1		



SUGGESTED PC BOARD LAYOUT

THIS DRAWING IS A CONTROLLED DOCUMENT.		REV. DATE	REV. DATE	Tyco Electronics Corporation Harrisburg, PA 17105-3608	
DESIGNED BY	APPROVED BY	REV. DATE	REV. DATE	FRAME ASSEMBLY, SHIELDED, TYPE II, SERIES III	
DATE	DATE	DATE	DATE	SIZE	DATE
				A1	00779
CUSTOMER DRAWING		DRAWING NO.		REV.	REV.
		00779		3	3