THIS DRAWING IS UNPUBLISHED. RELEASED FOR PUBLICATION 20
© COPYRIGHT 20 BY TYCO ELECTRONICS CORPORATION. ALL RIGHTS RESERVED.

LOC	DIST
GP	00

REVISIONS

#	LTR	DESCRIPTION	DATE	DRN	APVD
	B	RELEASED PER ECO-09-022874	9OCT2009	ZMR	MRS

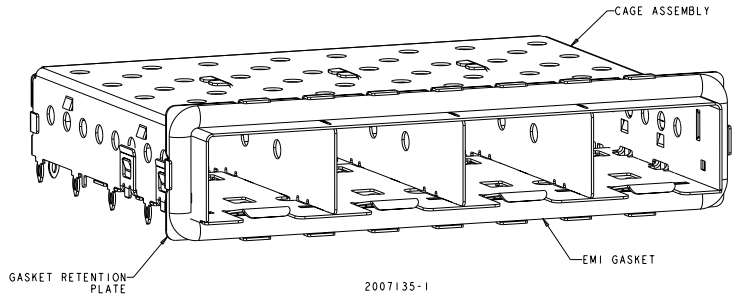

2007135-1

1. MATERIAL:
   CAGE ASSEMBLY: 0.25mm THICK NICKEL SILVER ALLOY
   GASKET RETENTION PLATE: STAINLESS STEEL
   GASKET: PLATED FILLED SILICONE
2. MINIMUM PC BOARD THICKNESS = 1.50mm.
3. PADS AND VIAS CHASSIS GROUND.
4. DATUM AND BASIC DIMENSION ESTABLISHED BY CUSTOMER.
5. MATES WITH SFP MSA COMPLIANT TRANSCEIVERS.
6. INTERPRETATION OF DATUM REFERENCE FRAME IN ACCORDANCE WITH SECT 4.4.1.1 OF ASME Y14.5M-1994.
7. REFERENCE APPLICATION SPEC. 114-13120, HOLE A, FOR RECOMMENDED DRILL HOLE DIAMETER AND PLATING THICKNESS.
8. REFERENCE APPLICATION SPEC. 114-13120, HOLE B, FOR RECOMMENDED DRILL HOLE DIAMETER AND PLATING THICKNESS.
9. HOLE PATTERN REPEATS FOR EACH PORT. SPACING BETWEEN PORTS IS 14.25mm.
10. PRODUCT COMPLIES WITH SPECIFICATION SFF-8433 IMPROVED PLUGGABLE FORM FACTOR FOR SFP+ GANGED CAGES.

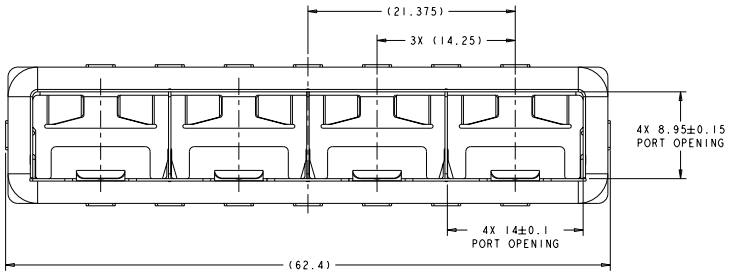

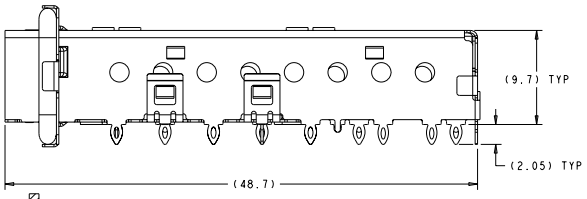

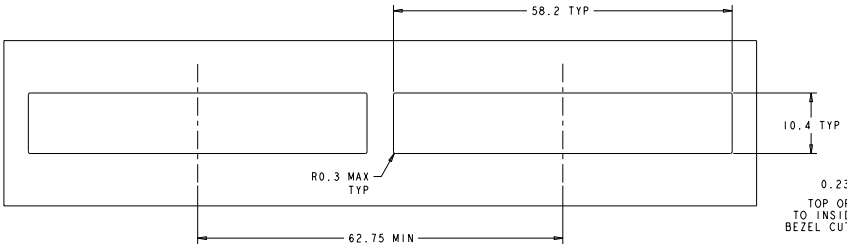

RECOMMENDED BEZEL CUT-OUT
SCALE 3:1

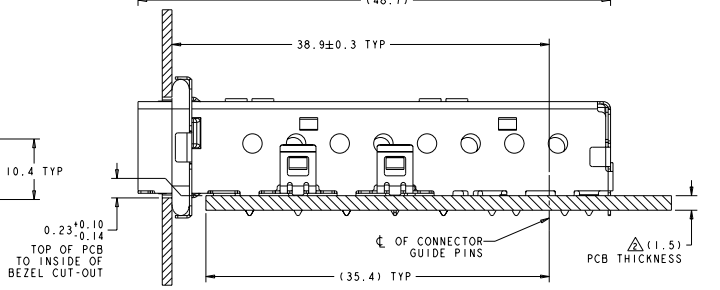

2007135-1
MOUNTED PC BOARD
SHOWN THRU RECOMMENDED BEZEL

PART NUMBER
2007135-1

THIS DRAWING IS PROPRIETARY TO TYCO ELECTRONICS CORPORATION AND SHALL NOT BE REPRODUCED OR TRANSFERRED TO OTHERS WITHOUT PRIOR WRITTEN PERMISSION.

DIMENSIONS: mm

TOLERANCES UNLESS OTHERWISE SPECIFIED:
0 PLC ±0.1
1 PLC ±0.1
2 PLC ±0.1
3 PLC ±0.1
4 PLC ±0.1
ANGLES ±1°±

MATERIAL: 1

FINISH: -

DRN: M. SCHMITT 27JUN2007
CHK: M. SCHMITT 27JUN2007
APV: R. WEBTZ 27JUN2007

PRODUCT SPEC: 108-2364
APPLICATION SPEC: 114-13120
WEIGHT: -

Tyco Electronics
Tyco Electronics
Harrisburg, PA 17105-3608

NAME: SFP+ 1X4 CAGE ASSEMBLY PRESS FIT, EMI GASKET

SIZE	CAGE CODE	DRAWING NO	RESTRICTED TO
A1	00779	C-2007135	-

CUSTOMER DRAWING | SCALE 5:1 | SHEET 1 OF 2 | REV B

AMP 4805 REV 31MAR2000
Pro/ENGINEER DRAWING

Downloaded from Elcodis.com electronic components distributor

THIS DRAWING IS UNPUBLISHED. RELEASED FOR PUBLICATION 20
© COPYRIGHT 20 BY TYCO ELECTRONICS CORPORATION. ALL RIGHTS RESERVED.

LOC	DIST
GP	00

REVISIONS

#	LTR	DESCRIPTION	DATE	DWN	APVD
	-	SEE SHEET 1	-	-	-

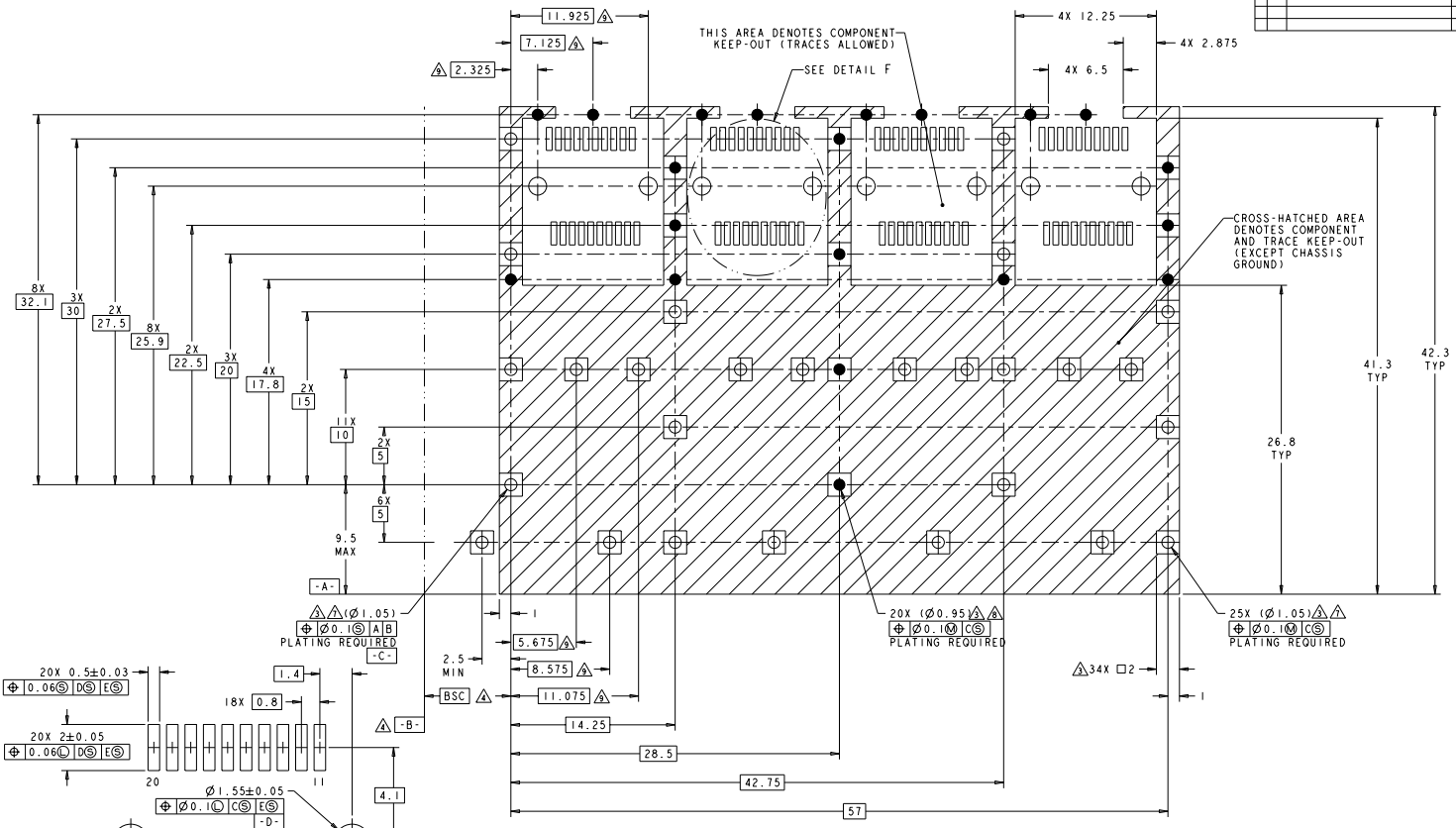

RECOMMENDED PCB CONFIGURATION
WITH KEEP-OUT AREAS
SCALE 6:1

DETAIL F
RECOMMENDED PT CONNECTOR LAYOUT
4X INDIVIDUALLY
SCALE 12:1

DRN	27JUN2007	Tyco Electronics, Harrisburg, PA 17105-3608
CHK	M SCHMITT 27JUN2007	
APV	M SCHMITT 27JUN2007	
MFG	R WERTZ 27JUN2007	NAME: SFP+ 1X4 CAGE ASSEMBLY PRESS FIT, EMI GASKET
PRODUCT SPEC	108-2364	
APPLICATION SPEC	114-13120	SIZE A1 · CAGE CODE 00779 · DRAWING NO C-2007135 · RESTRICTED TO -
WEIGHT	-	
CUSTOMER DRAWING		SCALE 5:1 · SHEET 2 OF 2 · REV B

DIMENSIONS: MM
TOLERANCES UNLESS OTHERWISE SPECIFIED:
0 PLC ±0.1
1 PLC ±0.1
2 PLC ±0.1
3 PLC ±0.1
4 PLC ±0.1
ANGLES ±1°±-
FINISH :
MATERIAL :

AMP 4805 REV 31MAR2000

Downloaded from Elcodis.com electronic components distributor