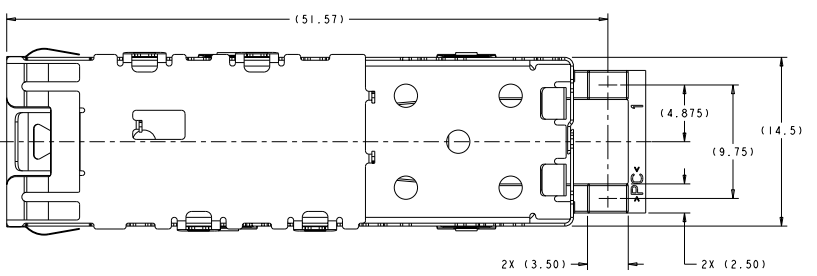
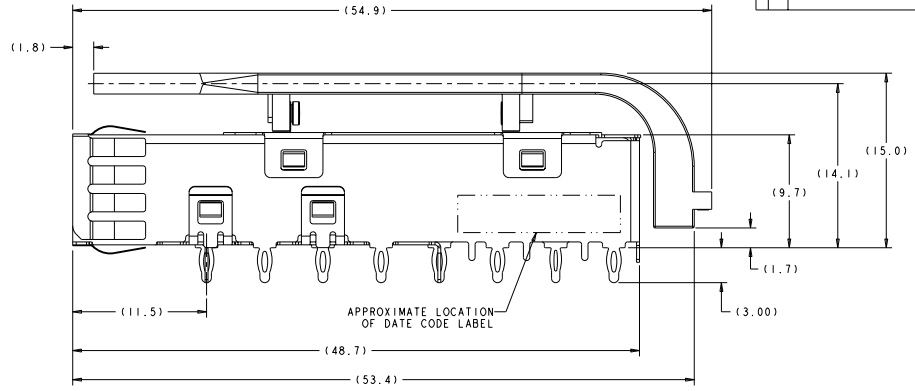
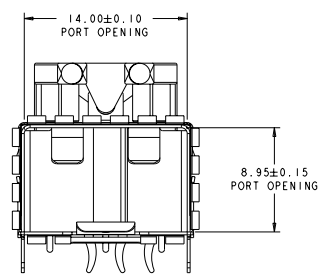
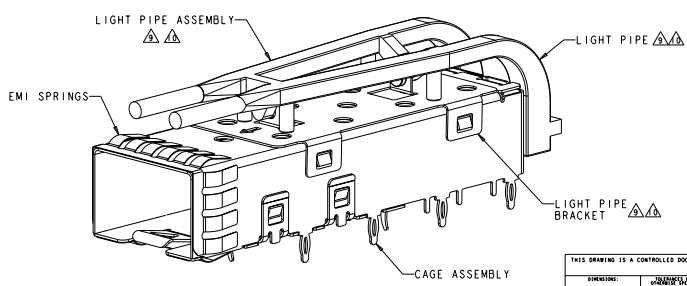


8	7	6	5	4	3	2	1
DATE SHOWN TO SUPPLIER	REVISION FOR PUBLICATION	ALL RIGHTS RESERVED					
02/08/2007							

REV	DATE	DESCRIPTION	BY	CHK	APP
00					
01		REVISED PER ECO-11-004835			



- △ MATERIAL:
CAGE ASSEMBLY - 0.25 THICK NICKEL-SILVER ALLOY.
EMI SPRINGS - COPPER ALLOY.
LIGHT PIPE - POLYCARBONATE, CLEAR.
LIGHT PIPE BRACKET - STAINLESS STEEL.
- △ FINISH:
EMI SPRINGS - 0.8um MIN MATTE TIN OVER 0.8um MIN NICKEL
NON-PLATED EDGES PERMISSIBLE.
- 3. MATES WITH SFP MSA COMPLIANT TRANSCEIVERS.
- △ PADS AND VIAS CHASSIS GROUND.
- △ DATUM AND BASIC DIMENSION ESTABLISHED BY CUSTOMER.
- 6. MINIMUM PC BOARD THICKNESS:
SINGLE SIDED: 1.50mm
DOUBLE SIDED: 3.00mm
- △ REFERENCE APPLICATION SPEC. 114-13120, HOLE A, FOR
RECOMMENDED DRILL HOLE DIAMETER AND PLATING THICKNESS.
- △ REFERENCE APPLICATION SPEC. 114-13120, HOLE C, FOR
RECOMMENDED DRILL HOLE DIAMETER AND PLATING THICKNESS.
INTO PCB PRIOR TO ATTACHING THE LIGHTPIPE ASSEMBLY
TO THE CAGE.
- △ LIGHT PIPE ASSEMBLY SHIPPED UNASSEMBLED TO CAGE ASSEMBLY.
CAGE ASSEMBLY TO BE PRESSED INTO PCB PRIOR TO ATTACHING
THE LIGHT PIPE ASSEMBLY TO THE CAGE.
- △ LIGHT PIPE AND LIGHT PIPE BRACKET SHIPPED ASSEMBLED.
- II. NOTE DELETED



2007254-1
SHOWN ASSEMBLED
SCALE 5:1

THIS DRAWING IS A CONTROLLED DOCUMENT.		REV. 00	DATE 13 JUL 2007	2007254-1 PART NUMBER	
DESIGNED BY	APPROVED BY	DATE	DATE	TE Connectivity	
MM	MM	13 JUL 2007	13 JUL 2007	SFP-1XI CAGE ASSEMBLY PRESS-FIT, EXTERNAL EMI SPRINGS, WITH LIGHT PIPES	
REV. 01	REV. 01	13 JUL 2007	13 JUL 2007	SCALE CODE DRAWING NO	
REV. 02	REV. 02	13 JUL 2007	13 JUL 2007	A 00779 2007254	
REV. 03	REV. 03	13 JUL 2007	13 JUL 2007	CUSTOMER DRAWING	
REV. 04	REV. 04	13 JUL 2007	13 JUL 2007	PAGE 6:11 OF 2	

