

Tooling



Description

Crimptooling for TRIM TRIO® contacts

The TRIM TRIO® connection system not only offers versatility in connectors but production versatility in tooling as well. All information needed on tooling ranges from simple handtools for small production, over semi-automatic to full automatic strip-and-crimp machines can be found on the hereafter paragraphs.

All the TRIM TRIO® tooling and this for machined, stamped and formed and coax contacts is specially designed for this system to make reliable, trouble-free connections.

Crimptooling for machined contacts

For an overview on crimping refer to «crimping tables» at the different contact sections.



Y16RCM - for contacts #16

A lightweight, low cost crimping tool with fixed, 3-groove die set to crimp size 16 TRIM TRIO® RM/RC loose piece machined contacts.

The tool is ratcheted controlled to guarantee a complete crimp cycle. Each crimping tool is supplied with a locator to guarantee a perfect crimp indent positioning.



MH860 - for contacts #16 & #20


A crimping tool qualified MIL-C-22520/7 that gives an 8 impression crimp with a precision cycle-controlled ratcheting mechanism. It features an 8 step crimp-depth selector knob and is designed to crimp size 16 & size 20 TRIM TRIO® RM/RC machined contacts. The tool can be provided with different locator heads to crimp different contacts types - locator to be ordered separately.

UTS : Your first choice in waterproof connectors !

Tooling



Crimptooling for stamped & formed contacts



Y14MTV - for contacts #16 & #20


A lightweight crimping tool with fixed 3-groove die set for AWG 26 to 14 for size 16 & size 20 TRIM TRIO® SM-M/SC-M stamped & formed contacts. Ratchet controlled to guarantee a complete crimp cycle.



Y16SCM2 - for contacts #16

A lightweight crimping tool with fixed 3-groove die set for AWG 26 to 16 for size 16 TRIM TRIO® SM-M/SC-M loose piece formed contacts. Ratchet controlled to guarantee a complete crimp cycle. Each crimping tool is supplied with a locator to guarantee a perfect crimp indent positioning.

Crimptooling for coaxial contacts



M10S1 - for contacts #16

A robust, versatile, full cycling handtool which is fully qualified to the requirements of MIL-C-22520. Interchangeable 4-indent die sets are available for a wide range of coaxial contacts. This tool is suitable for application of RMDX/RCDX coaxial contacts from the TRIM TRIO® range.



AF8 - for coaxial contacts

Qualified MIL-C-22520/1, has virtually limitless application within the specified wire range of 12 through 26 AWG. It gives an 8 impression crimp with a precision cycle-controlled ratcheting mechanism and is used for certain coax contacts. The tool can be provided with different locators turret heads to crimp different contact types.

UTS : Your first choice in waterproof connectors !

Tooling



Crimptooling for power contacts

Size 12 (Ø 2.4mm)

Size 8 (Ø 3.6mm)



Crimp tooling M317

Locator VGE1 0077A (#12) or VGE1 0078A (#8) - to be ordered separately

UTS : Your first choice in waterproof connectors !

Tooling



Automatic crimping tooling for size 16 contacts (Ø 1.6mm) & size 20 (Ø 1.0mm) contacts

P107 Press - P/N P107

The P107 Crimping Press is available either in semi-automatic (for bench-top use) configuration or in full automatic (integrated into a cut and strip machine) configuration. The P107 has a standard stroke of 40 mm, and upon request a variable stroke version is available.

The standard crimping height (measured from the applicator base plate to the press T-coupling when at Bottom Dead Center) is 135.8mm ± 0.02 mm, but different kits to adapt it to different-size applicators are available upon request. The JOG option allows the operator to manually step-by-step cycle the press. The semi-automatic configuration (for bench top use) always includes safety cover, reel arm, foot switch according to the international safety standard and CE regulation. Produced under a quality Management System certified to ISO 9001 (TÜV).

Power	0.75 Kw	Weight	85 Kg
Force	2000 Kg	Dimensions	310x770x310
Stroke	40 mm	Crimping height	135.8 mm



MLS--- - left side miniapplicator

Miniapplicator to crimp machined or stamped and formed TRIM TRIO® contacts.

All the adjustments requested to make tool correctly functioning (crimp feeding pitch, crimp height ...) can be simply made. Resolution of 0.03 mm. Regulation range from 0 to 2.7 mm.

Ref	See contact sections
Stroke	40 mm
Weight	4.5 kg
Dimensions	145x107x150



SC11 Stripper-crimper - P/N SC11

The SC11 Stripper-Crimper is a wire-stripping unit conceived to be integrated with a crimping station (press and applicator). In one smooth movement, the SC11 grabs the wire, strips it and moves it over to the applicator's anvil, where it will be crimped to the terminal. PLC controlled, the electro – pneumatic actuating system grants ease of installation, use and maintenance. It can be cycled either by pedal or by a sensor that detects the presence of the wire to be stripped. Either way, the stripped wire will be automatically moved over to the applicator and crimped to the terminal. The SC11 can be used with multiple-core wires. Produced under a quality Management System certified to ISO 9001 (TÜV).

Pressure	5 - 7 bars	Stripping length	2 - 12mm
Cable section	0.2 - 3 mm ²	Weight	5.1 kg

Options

1 - Quality assurance for crimping technology

A crimping force sensor continuously checks the quality of each individual crimp and records it without impairing the processing speed. The sensor detects bad crimp connections, eliminating the high subsequent costs otherwise caused by them.

For ordering, consult factory.

2 - Crimp pull press gauge

The crimp pull press gauge allows to measure the resistance to the pulling of crimped terminals.

3 - Crimp height measuring device

4 - Kit press lighting lamp


For ordering, consult factory.

UTS : Your first choice in waterproof connectors !

Tooling



Extraction tooling for size 16 contacts (Ø1.6mm)



RX2025GE1

A spring loaded extraction tool for the full range of TRIM TRIO® contacts. This tool ensures that the contact locking louvres are fully retracted before any pressure is applied to extract a contact. Part number for extraction tip: RX2025GE1P4

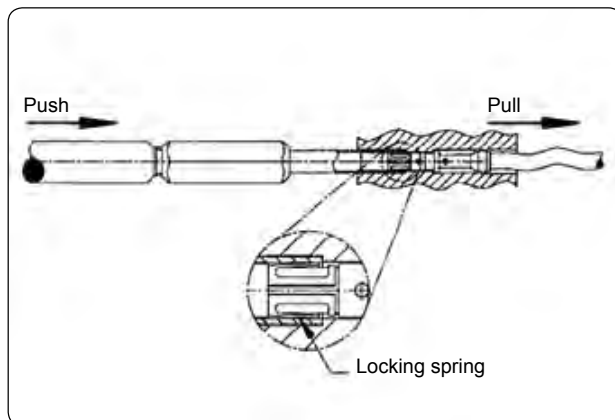
Extraction tooling for size 20 contacts (Ø1.0 mm)



RX20D44

A spring loaded extraction tool. This tool ensures that the contact locking louvres are fully retracted before any pressure is applied to extract contact. It is especially suitable for applications where the integrity of the assemblies are of the utmost importance.

Contact extraction for size 16 & size 20 contacts



How to extract a contact out of its cavity?

Slide the extraction tip over contact from mating side till the locking spring from the contact is depressed.
Push on handle to push out the contact with the spring loaded inner plunger.

UTS : Your first choice in waterproof connectors !

Tooling




Insertion tooling for Size 16 (Ø1.6 mm) Size 20 contacts (Ø1.0 mm)



RTM205

This tool is especially designed to ease insertion of any TRIM TRIO® contact crimped on very flexible or small wire sizes. Simply position the insertion tool so that the tip of the tool bears against the back of the wire barrel, retaining the wire with thumb in the groove of the tool. Push the contact slowly into the connector until it snaps into position.

Extraction tooling for power contacts size 12 (Ø2.4 mm) & size 8 (Ø3.6 mm)



Extraction tooling 5106.021.09.24* (#12)

Extraction tip: 5106.021.34.24 - if ordered separately

Extraction tooling 5106.021.09.36* (#8)

Extraction tip: 5106.021.34.36 - if ordered separately

** Part number includes both extraction tool + extraction tip*

UTS : Your first choice in waterproof connectors !