

**BOURNS®**

**Features**

- Multiturn / Cermet / Sealed
- Listed on the QPL per MIL-PRF-22097
- Panel mount option available
- For trimmer applications/processing guidelines, [click here](#)



Model RJ22 is currently available, although not recommended for new designs.

**RJ22 - 1/2 " Square Trimpot® Trimming Potentiometer**

**Electrical Characteristics**

Standard Resistance Range .....10 ohms to 1 megohm  
 (see standard resistance table)  
 Resistance Tolerance ..... ±10 % std.  
 Absolute Minimum Resistance ..... 1 ohm max.  
 Contact Resistance Variation ..... 2 % or 2 ohms max.  
 (whichever is greater)  
 Adjustability  
 Voltage ..... ±0.01 %  
 Resistance ..... ±0.05 %  
 Resolution ..... Infinite  
 Insulation Resistance ..... 500 vdc.  
 1,000 megohms min.  
 Dielectric Strength  
 Sea Level..... 1,000 vac  
 80,000 Feet ..... 400 vac  
 Effective Travel .....25 turns nom.

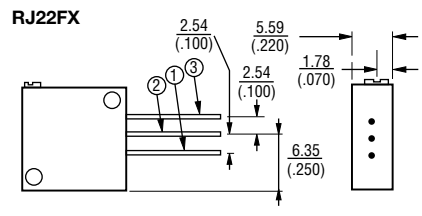
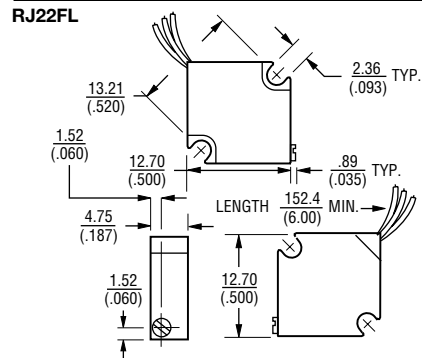
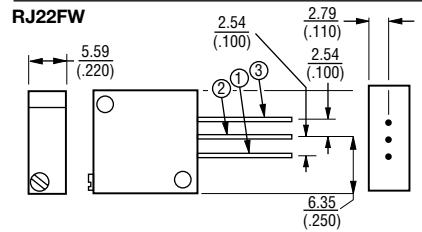
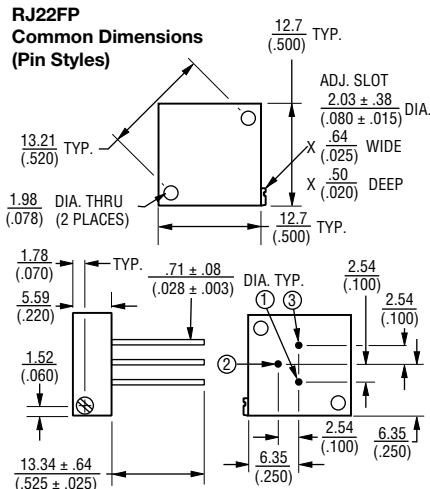
**Environmental Characteristics**

Power Rating @ 85 °C (400 volts max.) ..... 0.50 watt  
 Power Rating @ 150 °C ..... 0 watt  
 Temperature Range ... -65 °C to +150 °C  
 Temperature Coefficient ... ±100 ppm/°C  
 Seal Test ..... 85 °C Fluorinert\*  
 (pin styles only)  
 Humidity .....MIL-STD-202 Method 106  
 (1 % ΔTR; 10 Megohms IR)  
 Vibration ..... 20 G (1 % ΔTR; 1 % ΔVR)  
 Shock ..... 100 G (1 % ΔTR; 1 % ΔVR)  
 Load Life. 1,000 hours 0.5 watt @ 85 °C  
 (2 % ΔTR; 1 % ΔVR)  
 Rotational Life .....200 cycles  
 2 % ΔTR

**Physical Characteristics**

Torque..... 5.0 oz-in. max.  
 Mechanical Stops..... Wiper idles  
 Terminals .....MIL-STD-202; Method 208  
 Flexible leads .....(7 strands of 30 AWG)  
 Weight ..... 0.065 oz.  
 Wiper ..... 50 % (Actual TR) ±10 %  
 Flammability ..... U.L. 94V-0  
 Machine Screw Mounting  
 Torque..... 12 oz-in. max.  
 Marking..... Mil-spec part number  
 Standard Packaging  
 X, P & W Styles .....25 pcs. per tube  
 L Style .....25 pcs. per bag  
 Adjustment Tool.....H-90

**Product Dimensions**

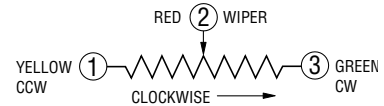


**How To Order**

**MIL-PRF-22097**      **RJ22 F W 103**  
 Model \_\_\_\_\_  
 Characteristic \_\_\_\_\_  
 F = ±100 ppm/°C Temp. Coeff. Max.  
 Terminal Style \_\_\_\_\_  
 Resistance Code \_\_\_\_\_

**Standard Resistance Table**

Resistance (Ohms)	Resistance Code
10	100
20	200
50	500
100	101
200	201
500	501
1,000	102
2,000	202
5,000	502
10,000	103
20,000	203
25,000	253
50,000	503
100,000	104
250,000	254
500,000	504
1,000,000	105



DIMENSIONS:  $\frac{\text{MM}}{\text{(INCHES)}}$

TOLERANCES: ±  $\frac{0.25}{(.010)}$  EXCEPT WHERE NOTED

REV. 08/10

\*RoHS Directive 2002/95/EC Jan 27 2003 including Annex.  
 "Trimpot" is a registered trademark of Bourns, Inc.  
 Specifications are subject to change without notice.  
 Customers should verify actual device performance in their specific applications.