


OARS XP

Open Air Sense Resistors

Metal Alloy Strip

- Zero ohm jumper available
- Resistance values 1 mΩ to 25 mΩ
- Open air design provides cooler operation
- Lead Free RoHS compliant construction available
- Extended power surface mount current sense resistor
- Unique form factor provides TCE compliant termination



Electrical Data

Resistance Value (Ω)	Absolute TCR (ppm/°C)	Available Tolerances (%)	Rated Power (W)
0.001	±240	±1, ±5	5
0.002, 0.0025, 0.005, 0.010, 0.015, 0.020, 0.025	±40		

¹ Non-Standard resistance values can be made available, subject to engineering charges and/or minimum order requirements.

Features:

- Superior thermal expansion cycling
- Inductance less than 10 nanohenries
- Flameproof
- Lead flexible for thermal expansion

Applications:

- Current sensing
- Feedback
- Power Supplies
- Motor Controllers

Electrical Data

Test Spec: AEC Q200	1mΩ	2mΩ - 7mΩ	>7mΩ
TCR +125 to -55°C	240ppm	40ppm	40ppm
Thermal Shock	<0.75%	<0.75%	<0.75%
High Temperature Exposure 125°C	<1.75%	<0.5%	<1.0%
Temperature Cycling: -40 to +125°C	<1.0%	<1.0%	<0.75%
Operational Life	<2.0%	<1.0%	<1.0%
Biased Humidity	<0.75%	<0.5%	<0.5%
Mechanical Shock	<1.5%	<1.0%	<1.0%
Vibration	<1.0%	<1.0%	<1.0%
Moisture Resistance	<1.0	<2.5%	<2.0
Terminal Strength	Meets JIS-C-6429		
Solvent Resistance	Meets MIL-STD-202 Method 215		
Solderability	Meets J-STD-002 Method B		

General Note

IRC reserves the right to make changes in product specification without notice or liability. All information is subject to IRC's own data and is considered accurate at time of going to print.

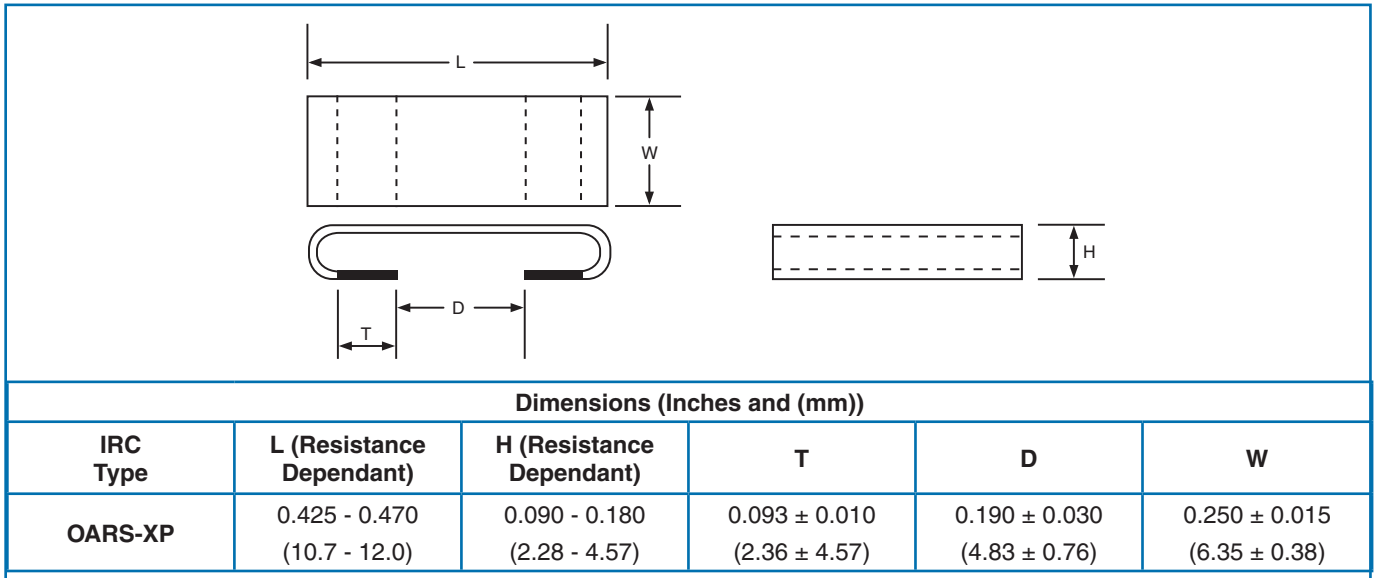
Wire and Film Technologies Division • 4222 South Staples Street • Corpus Christi Texas 78411 USA
Telephone: 361 992 7900 • Facsimile: 361 992 3377 • Website: www.irctt.com

OARS XP

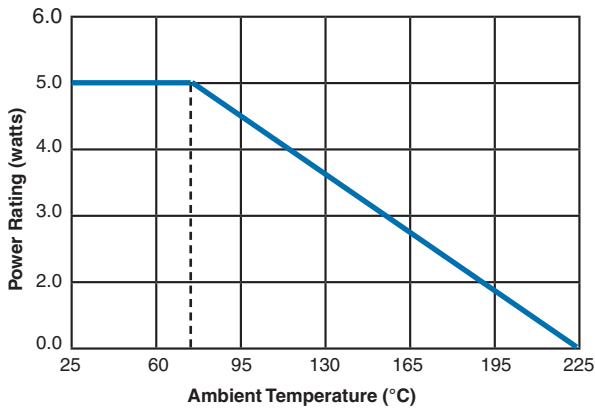
Open Air Sense Resistors Metal Alloy Strip



Physical Data

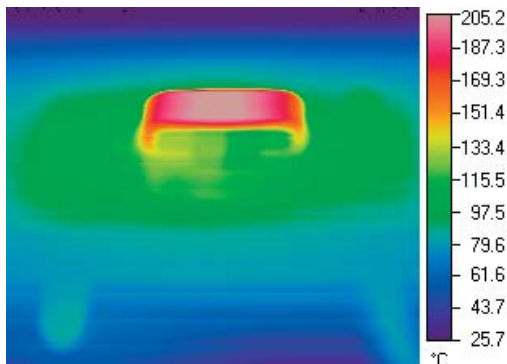


Power Derating Curve



Note:

The power derating curve is a guidance based on a conservative design model. The OARS XP is a solid metal alloy construction that can withstand significantly greater operating temperatures than conservative design models permit. The resistive alloys can withstand temperatures in excess of 350°C. Therefore, the system thermal design is a more significant design parameter due to the heat limitations of solder joints and/or circuit board substrate materials. Refer to additional information below.



OARS XP R0025 Thermal Image @ 5 Watts
Ambient conditions, No forced air.

The thermal image (not a simulation) to the left is of an OARS XP 2.5 mΩ running at 5 Watts. Notice the hotspot is nearly 205°C, but the solder joint is approximately 115°C (FR4 is rated for 130°C). The unique construction of the OARS XP isolates the hotspot from the circuit board material preventing damage. Additionally, the thermal energy is dissipated to the air instead of being conducted into the circuit board potentially causing a nearby power component to exceed its rating.

The standard test circuit board consists of a four layer FR4 material with 2 ounce outer layers and 1 ounce inner layers, which is typical of many industry designs. Contact IRC for more details or for other thermal image test data for specific resistance values and power levels.

OARS XP

Open Air Sense Resistors

Metal Alloy Strip



Pulse/Surge Chart

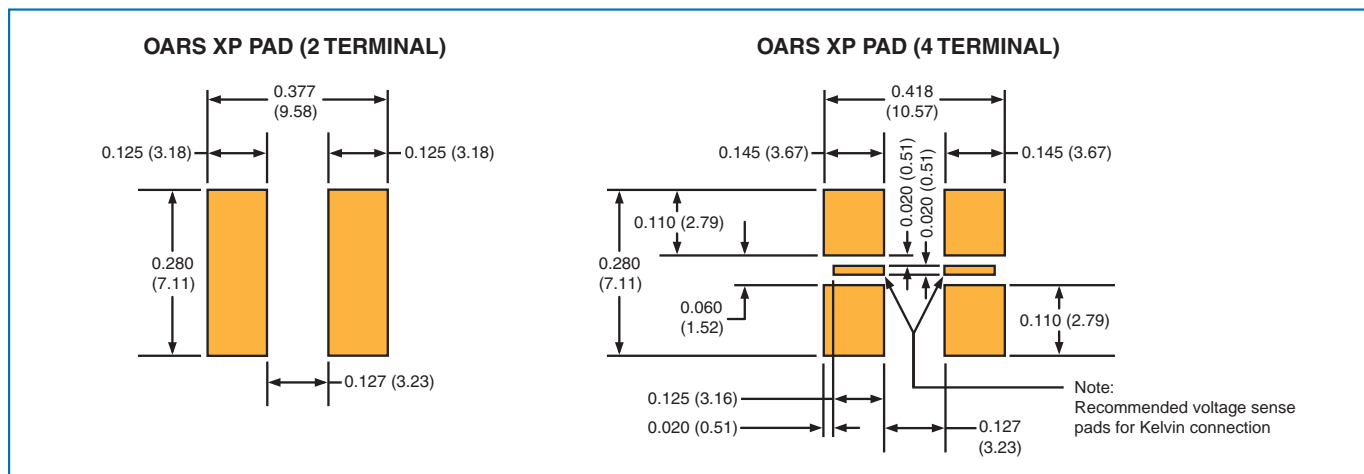


Note:

The high pulse surge capability of the OARS parts is attributed to the solid metal alloy construction. In many applications the cross-section of the OARS is greater than the cross-section of the board traces connecting the parts to the circuit board.

Cross-Sectional area ranges from approximately 1375 mils to 7250 mils.

Recommended Pad Layout



Note: Recommended pad layout is based on the dimensional requirements to electrically attach to the component. Further minimum pad requirements should account for the total thermal performance characteristics of the system; such as operating currents, thermal dissipation capabilities of the circuit board, environmental considerations, nearby heat generating components...

Ordering Data

