




(2,00mm) .0787"

CLT SERIES

CLT-115-02-F-D-A-K-BE



CLT-105-02-F-D



CLT-125-02-L-D

LOW PROFILE DUAL WIPE SOCKET

SPECIFICATIONS

For complete specifications and recommended PCB layouts see www.samtec.com?CLT

Insulator Material: Black Liquid Crystal Polymer



Contact Material: Phosphor Bronze
Plating: Sn or Au over 50µ" (1,27µm) Ni
Current Rating: 3.3A @ 80°C ambient (6 contacts powered)

Operating Temp Range: -55°C to +125°C
Contact Resistance: 10 mΩ max

Insertion Depth: Top Entry= (1,40mm) .055" minimum
 Bottom Entry= (2,57mm) .101" minimum (add board thickness for correct post OAL)

Insertion Force: (Single contact only) 1.8oz (0,50N) avg.

Withdrawal Force: (Single contact only) .6oz (0,17N) avg.

Max Cycles: 100 with 10µ" (0,25µm) Au
RoHS Compliant: Yes

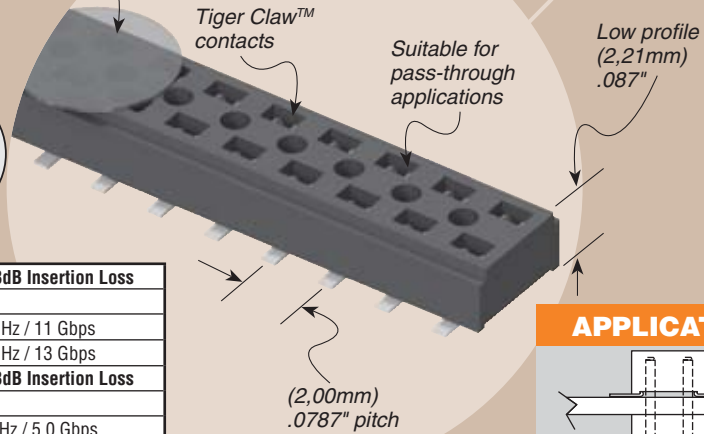
Processing: Lead-Free Solderable: Yes

SMT Lead Coplanarity: (0,10mm) .004" max (02-25) (0,15mm) .006" max (26-34) (0,20mm) .008" max (35-50)

Mates with: TMM, TMMH, MTMM, MMT, TW



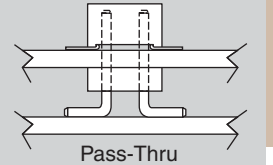
Available with optional Pick & Place Pads



TMMH/CLT	Rated @ 3dB Insertion Loss
4,77mm Stack Height	
Single-Ended Signaling	5.5 GHz / 11 Gbps
Differential Pair Signaling	6.5 GHz / 13 Gbps
TW/CLT	
18mm Stack Height	
Single-Ended Signaling	2.5 GHz / 5.0 Gbps
Differential Pair Signaling	3.0 GHz / 6.0 Gbps

Complete test data available at www.samtec.com?CLT or contact sig@samtec.com

APPLICATION



CLT	1	NO. PINS PER ROW	LEAD STYLE	PLATING OPTION	D	OTHER OPTIONS
02 thru 50			-01 = Through-hole -02 = Surface Mount -03 = Through-hole	-F = Gold flash on contact, Matte Tin on tail -L = 10µ" (0,25µm) Gold on contact, Matte Tin on tail -G = 10µ" (0,25µm) Gold on contact, Gold flash on tail		All options require Style -02 -BE = Bottom Entry (Required for bottom entry applications) -A = Alignment Pin (3 positions minimum) Metal or plastic at Samtec's discretion -K = (5,00mm) .197" DIA Polyimide Film Pick & Place Pad (04 thru 50 only) -P = Pick & Place Pad (4 positions minimum) (Not always necessary for auto placement.) -TR = Tape & Reel Packaging (36 positions max)

LEAD STYLE	A
-01	(2,16) .085
-03	(2,95) .116

TAPE & REEL AVAILABILITY
 No tooling charges.
 Minimum order is the lesser of a full reel quantity or 125 pieces.
 Order any quantity above minimum. In-house design, manufacture. Quick turn-around.
 Call Samtec for specifications and ordering information.

Note: Other Gold plating options available. Contact Samtec.
Note: Some lengths, styles and options are non-standard, non-returnable.

Due to technical progress, all designs, specifications and components are subject to change without notice.

WWW.SAMTEC.COM