

**PRIMARY VOLTAGE
117 V**

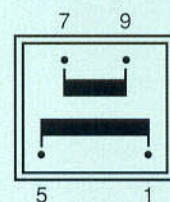
Protection	Reference	Secondary voltage V	Secondary current mA	No-load voltage V	Ambient Temperature °C	Rating VA
E	44061	6	167	8,6	T 70 B	1
	44062	9	111	12,9	T 70 B	1
	44063	12	83	17,2	T 70 B	1
	44064	15	67	21,6	T 70 B	1
	44065	18	56	25,9	T 70 B	1
	44066	24	42	37,9	T 70 B	1
	44067	2 x 6	2 x 83	2 x 8,6	T 70 B	1
	44068	2 x 9	2 x 56	2 x 12,9	T 70 B	1
	44069	2 x 12	2 x 42	2 x 19	T 70 B	1
	44070	2 x 15	2 x 33	2 x 23,6	T 70 B	1
	44071	2 x 18	2 x 28	2 x 24,9	T 70 B	1
	44072	2 x 24	2 x 21	2 x 37,9	T 70 B	1

E	44714	6	200	8,3	T 50 B	1,2
	44715	9	133	12,5	T 50 B	1,2
	44716	12	100	16,6	T 50 B	1,2
	44717	15	80	20,8	T 50 B	1,2
	44718	18	67	25,7	T 50 B	1,2
	44719	24	50	33,3	T 50 B	1,2
	44720	2 x 6	2 x 100	2 x 8,3	T 50 B	1,2
	44721	2 x 9	2 x 67	2 x 12,5	T 50 B	1,2
	44722	2 x 12	2 x 50	2 x 16,6	T 50 B	1,2
	44723	2 x 15	2 x 40	2 x 20,8	T 50 B	1,2
	44724	2 x 18	2 x 33	2 x 25	T 50 B	1,2
	44725	2 x 24	2 x 25	2 x 33,3	T 50 B	1,2

E	44338	6	250	10,1	ta 70/B	1,5
	44339	9	167	15,3	ta 70/B	1,5
	44340	12	125	20,2	ta 70/B	1,5
	44341	15	100	25,3	ta 70/B	1,5
	44342	18	83	31,2	ta 70/B	1,5
	44343	24	63	43,3	ta 70/B	1,5
	44344	2 x 6	125	2 x 10,1	ta 70/B	1,5
	44345	2 x 9	83	2 x 15,3	ta 70/B	1,5
	44346	2 x 12	63	2 x 20,2	ta 70/B	1,5
	44347	2 x 15	50	2 x 25,0	ta 70/B	1,5
	44348*	2 x 18	42	2 x 31	ta 70/B	1,5
	44349*	2 x 24	31	2 x 43	ta 70/B	1,5

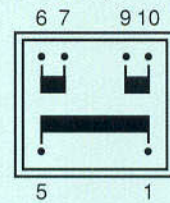
- Vacuum filling
- Two compartments bobbins
- Self-extinguishing plastics UL 94 VO
- Degree of protection IP 00
- 70 grams weight
- Resin class B CEI 85 (20 000 h testing to CEI 126)
- Inherently short-circuits proof
- 30 V and 36 V models are VDE EN 61558-2-6 certified (production on request)

1 Secondary winding



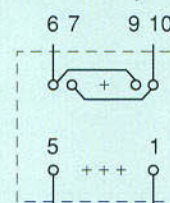
Primary winding

2 Secondary windings



Primary winding

Recommended layout for transformers with 1 secondary winding



(Allows the use of a transformer with 2 secondary windings)



- Insulation voltage 4 KV (6 KV MYRRA test)
- 100 % tested production
- Certification : CCA procedure on request

*To be noted : 2 x 24 V models are non-approved. Those transformers meet all requirement of EN 61558-2-4

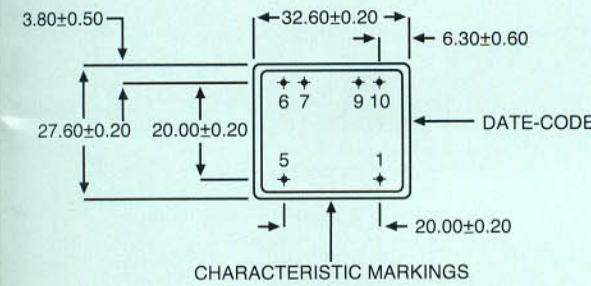
**PRIMARY VOLTAGE
230 V**

Protection	Reference	Secondary voltage V	Secondary current mA	No-load voltage V	Ambient Temperature °C	Rating VA
E	44049*	6	167	8,6	T 70 B	1
	44050*	9	111	12,9	T 70 B	1
	44051*	12	83	17,2	T 70 B	1
	44052*	15	67	21,6	T 70 B	1
	44053*	18	56	25,9	T 70 B	1
	44054*	24	42	37,9	T 70 B	1
	44055*	2 x 6	2 x 83	2 x 8,6	T 70 B	1
	44056*	2 x 9	2 x 56	2 x 12,9	T 70 B	1
	44057*	2 x 12	2 x 42	2 x 19	T 70 B	1
	44058*	2 x 15	2 x 33	2 x 23,6	T 70 B	1
	44059*	2 x 18	2 x 28	2 x 24,9	T 70 B	1
	44060**	2 x 24	2 x 21	2 x 37,9	T 70 B	1

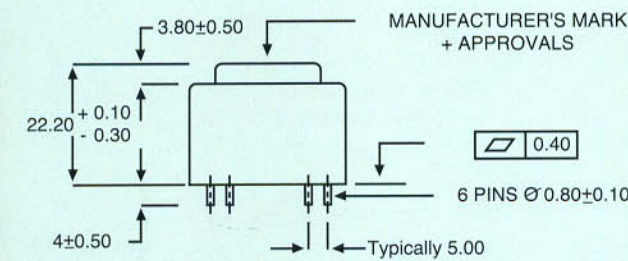
* Items usually available on stock

E	44636	6	200	8,3	T 50 B	1,2
	44637	9	133	12,5	T 50 B	1,2
	44638	12	100	16,6	T 50 B	1,2
	44639	15	80	20,8	T 50 B	1,2
	44640	18	67	25,7	T 50 B	1,2
	44641	24	50	33,3	T 50 B	1,2
	44642	2 x 6	2 x 100	2 x 8,3	T 50 B	1,2
	44643	2 x 9	2 x 67	2 x 12,5	T 50 B	1,2
	44644	2 x 12	2 x 50	2 x 16,6	T 50 B	1,2
	44645	2 x 15	2 x 40	2 x 20,8	T 50 B	1,2
	44646	2 x 18	2 x 33	2 x 25	T 50 B	1,2
	44482*	2 x 24	2 x 25	2 x 33,3	T 50 B	1,2

E	44326	6	250	10,1	ta 70/B	1,5
	44327	9	167	15,3	ta 70/B	1,5
	44328	12	125	20,2	ta 70/B	1,5
	44329	15	100	25,3	ta 70/B	1,5
	44330	18	83	31,2	ta 70/B	1,5
	44331	24	63	43,3	ta 70/B	1,5
	44332	2 x 6	125	2 x 10,1	ta 70/B	1,5
	44333	2 x 9	83	2 x 15,3	ta 70/B	1,5
	44334	2 x 12	63	2 x 20,2	ta 70/B	1,5
	44335	2 x 15	50	2 x 25,0	ta 70/B	1,5
	44336*	2 x 18	42	2 x 31	ta 70/B	1,5
	44337*	2 x 24	31	2 x 43	ta 70/B	1,5



CHARACTERISTIC MARKINGS



** RECOMMENDED DRILL-HOLE DIAMETER FOR 1,3 mm PINS