

BP Series Side Actuated DIP Switches



DIP

Features/Benefits

- Side actuated contacts for right angle applications
- When actuated, contacts remain below top of switch
- Ideal for applications where space is limited
- Available with tape seal for most washing processes
- RoHS compliant

Typical Applications

- Address switch for industrial controls
- Logic switching for computers and peripherals
- Function controlling for numerous applications



Specifications

SWITCH FUNCTION: SPST – 1, 2, 3, 4, 5, 6, 7, 8, 10 & 12.

CONTACT RATING:

Carry: 100 mA max.

Switch: 100 mA max. @ 5 V DC or 25 mA max. @ 24 V DC.

MECHANICAL AND ELECTRICAL LIFE: 2,000 make-and-break cycles each circuit, models with gold contacts (K contact material).

1,000 cycles, models with tin contacts (Y contact material).

CONTACT RESISTANCE: Below 50 milliohms initial @ 2-4 V DC, 100mA.

INSULATION RESISTANCE: 10⁹ Ω min.

DIELECTRIC STRENGTH: 500 V RMS min. @ sea level between adjacent terminals..

STORAGE & OPERATING TEMPERATURE: -20°C to 60°C.

SOLDERABILITY: Per MIL-STD -202F Method 208D or EIA RS-186E method 9 (1 hours steam aging).

PACKAGING: Switches supplied in rigid dispensing tubes in full-tube quantities only; this may affect order quantity. Number of switches per tube varies with model. Switch position 1 denotes pin no. 1. All switch actuators in "OFF" position, standard.

Materials

CASE: Glass filled polyester (PET), flame retardant (UL 94V-0).

COVER: Anodized aluminum.

ACTUATOR: Glass filled polyester (PET), flame retardant (UL 94V-0).

CONTACTS: K contact material: Gold over nickel over phosphor bronze. Y contact material: Phosphor bronze, matte-tin plated.

TERMINALS: Phosphor bronze, matte-tin plated.

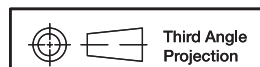
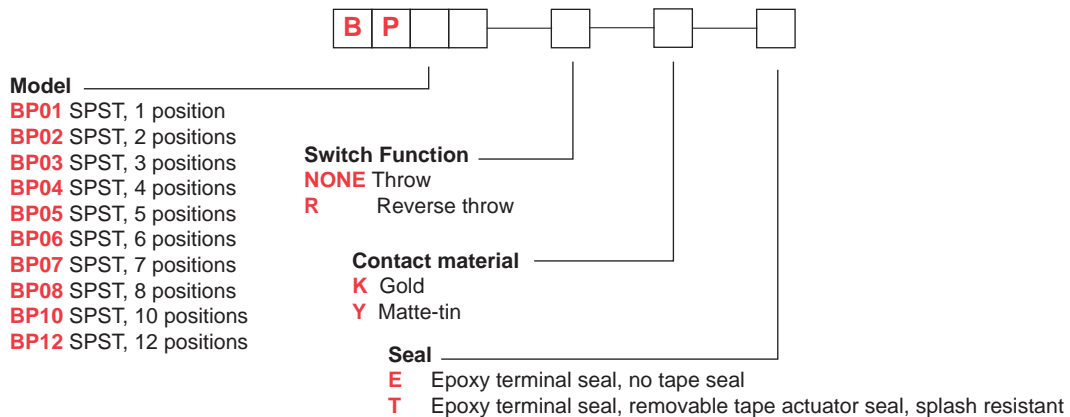
TERMINAL SEAL: Epoxy.

TAPE SEAL: Metalized polyester.

Note: Specifications and materials listed above are for switches with standard options. For information on specific and custom switches, consult Customer Service Center.

How To Order

Our easy Build-A Switch concept allows you to mix and match options to create the switch you need. Below is a complete listing of options shown in catalog. To order, simply select desired option from each category and place in the appropriate box.



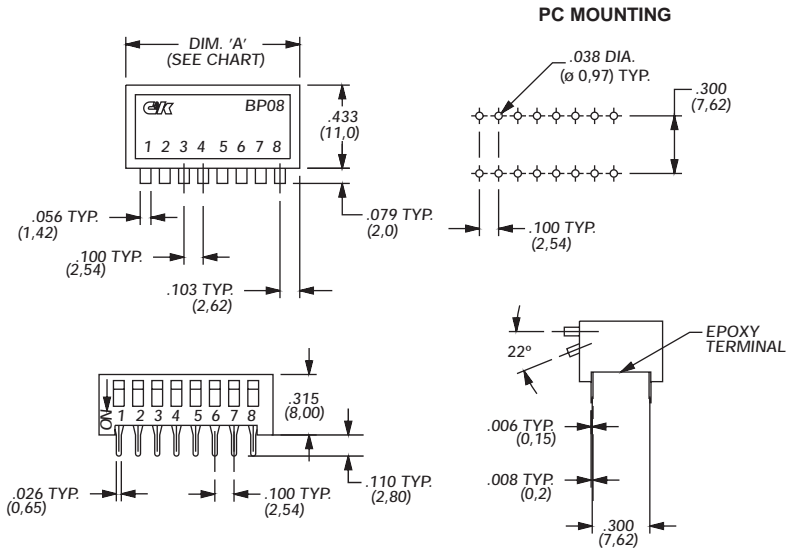
Dimensions are shown: Inch (mm)
Specifications and dimensions subject to change



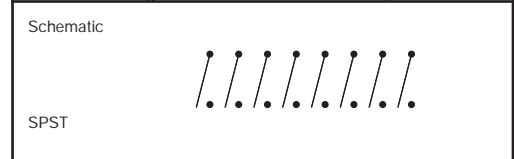
BP Series Side Actuated DIP Switches

DIP

MODEL

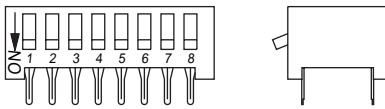


PART NUMBER	NO. POS.	DIM. 'A'	QUANTITY PER TUBE
BP01	1	.206 (5,23)	90
BP02	2	.306 (7,77)	59
BP03	3	.406 (10,31)	46
BP04	4	.506 (12,85)	36
BP05	5	.606 (15,39)	30
BP06	6	.706 (17,93)	26
BP07	7	.806 (20,47)	23
BP08	8	.906 (23,00)	20
BP10	10	1.106 (28,09)	16
BP12	12	1.306 (33,17)	14



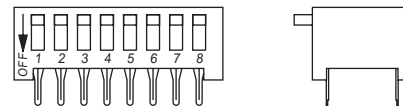
SWITCH FUNCTION

NONE (STD) THROW



NOTE: All switches shipped in "Off" position standard.

R REVERSE THROW



CONTACT MATERIAL

OPTION CODE	RoHS COMPLIANT *	RoHS COMPATIBLE *	CONTACT MATERIAL	TERMINAL PLATING	RATINGS	
K	YES	YES	GOLD ¹	TIN ³	LOW LEVEL/	CARRY: 100mA max.
Y	YES	YES	TIN ²	TIN ³	DRY CIRCUIT	CARRY: 100mA max. @ 5 V DC or 25mA max. @25 V DC.

* Note: See Technical Data section of this catalog for RoHS compliant and compatible definitions and specifications.

¹ CONTACTS Gold over Nickel Plate over Phosphor Bronze.

² CONTACTS: Matte-tin Plate over Phosphor Bronze.

³ TERMINALS: Matte-tin Plate over Phosphor Bronze..

SEAL

E (STD) EPOXY TERMINAL SEAL, NO TAPE SEAL



T EPOXY TERMINAL SEAL, REMOVABLE TAPE ACTUATOR SEAL, SPLASH RESISTANT



Dimensions are shown: Inch (mm)
Specifications and dimensions subject to change

www.ck-components.com