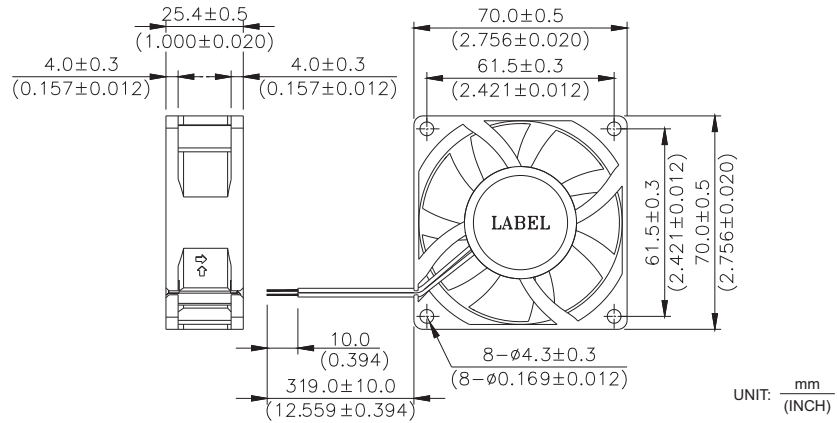


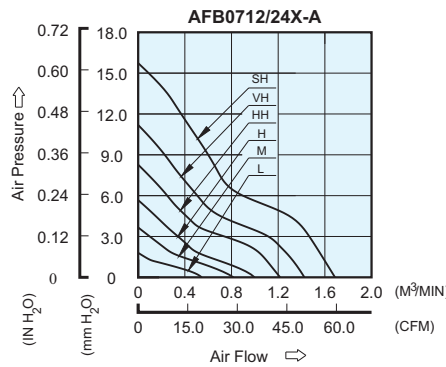
# AFB 70 x 70 x 25.4 MM SERIES

## DIMENSIONS DRAWING

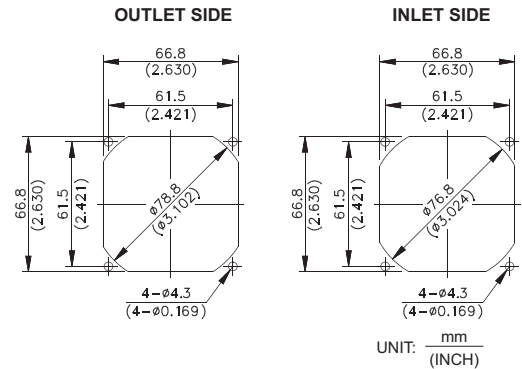


- \* Bearing Type: Ball Bearings
- \* Material: Impeller & Frame : Plastic (UL 94V-0)
- \* Lead Wires : UL 1007 AWG #24 OR Equivalent  
Red Wire Positive (+)  
Black Wire Negative (-)
- \* Weight : 90g (3.17 oz)

## P & Q CURVE (AT RATED VOLTAGE)



## MOUNTING PANEL CUTOUT



MODEL			Rated Voltage	Operating Voltage Range	Input Current	Input Power	Speed	Maximum Air Flow		Maximum Air Pressure		Noise
PART NO.	REV.	FUNCTION	VDC	VDC	Amp	Watt	R.P.M.	m <sup>3</sup> /min	CFM	mmH <sub>2</sub> O	IN H <sub>2</sub> O	dB-A
AFB0712L	-A	-R00/-F00	12	5.0 to 13.8	0.07	0.84	2300	0.599	21.16	1.99	0.078	23.0
AFB0724L	-A	-R00/-F00	24	14.0 to 26.4	0.06	1.44						
AFB0712M	-A	-R00/-F00	12	5.0 to 13.8	0.11	1.32	3100	0.817	28.85	3.55	0.140	31.5
AFB0724M	-A	-R00/-F00	24	14.0 to 26.4	0.09	2.16						
AFB0712H	-A	-R00/-F00	12	5.0 to 13.8	0.17	2.04	3900	1.028	36.30	5.52	0.217	37.5
AFB0724H	-A	-R00/-F00	24	14.0 to 26.4	0.13	3.12						
AFB0712HH	-A	-R00/-F00	12	5.0 to 13.8	0.31	3.72	4700	1.246	44.01	7.89	0.311	44.0
AFB0724HH	-A	-R00/-F00	24	14.0 to 26.4	0.18	4.32						
AFB0712VH	-A	-R00/-F00	12	5.0 to 12.6	0.44	5.28	5500	1.472	51.97	10.99	0.433	47.5
AFB0724VH	-A	-R00/-F00	24	14.0 to 26.4	0.27	6.48						
AFB0712SH	-A	-R00/-F00	12	5.0 to 13.8	0.65	7.80	6300	1.729	61.05	15.90	0.625	50.5

\* Function type is optional.  
 \* The max. air flow and the speed are measured in free air ; max. air pressure is measured at zero air flow.  
 \* Noise is measured in anechoic chamber in free air, one meter from intake side.  
 \* All readings are typical values at rated voltage.  
 \* Specifications are subject to change without notice.  
 \* "SH" for rib type only Weight:104g(3.66OZ).  
 \* Both of the ball bearing and the 1 ball + 1 Sleeve type are available.