



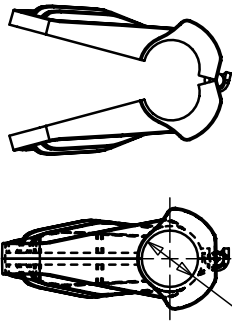
PWT75



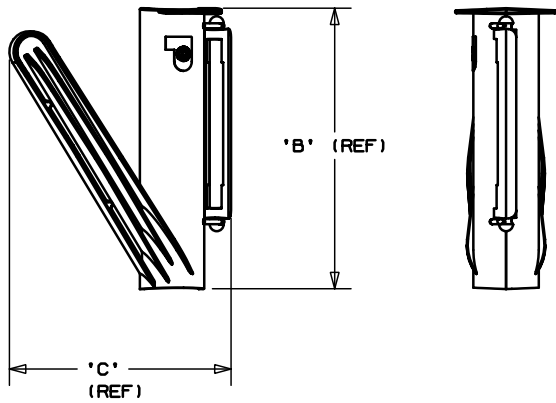
- Patented installation tool with 180° opening allows easy loading of maximum bundle diameters to speed installation, providing the lowest installed cost
- ** Order number of tools required.

▪ Part Number	PWT75
▪ RoHS Compliancy Status	RoHS directive is not applicable
▪ Part Description	3/4" <i>Pan-Wrap™</i> Installation Tool. For use with PW75F <i>Pan-Wrap™</i> Split Harness Wrap.
▪ Material	Polyethylene
▪ Color	White
▪ For Use With	PW75F-
▪ Pricing Description	.75"(19.1mm) Panwrap tool
▪ Min. Order UOM	PC
▪ Min. Order Qty.	1
▪ BOM Qty. (# of Pkgs.)	

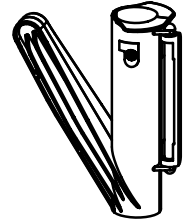
THIS COPY IS PROVIDED ON A RESTRICTED BASIS AND IS NOT TO BE USED IN ANY WAY DETRIMENTAL TO THE INTERESTS OF PANDUIT CORP.



PANDUIT PART NO.	DIMENSIONS			MAXIMUM BUNDLE DIAMETER	USE WITH PANDUIT PART NO.	WEIGHT lbs 10 (g) pcs.
	A	B	'C'			
PWT50	0.560 (14.22)	4.33 (109.98)	3.39 (86.0)	0.55 (13.97)	PW50	0.54 (244.94)
PWT75	0.860 (21.84)			0.81 (20.57)	PW75	0.82 (371.95)
PWT100	1.12 (28.45)	4.65 (118.11)	3.63 (92.2)	1.11 (28.19)	PW100	1.18 (535.24)
PWT150	1.68 (42.67)	5.38 (136.65)	4.53 (115.06)	1.67 (42.42)	PW150	2.32 (1052.3)



NOTES:
1. MATERIAL: ABS
COLOR: WHITE



DIMENSIONS IN BRACKETS ARE METRIC [mm]	
DWG FILENAME/LAYER: G02607DD_PB_PWT_01	
PANDUIT CORP. TINLEY PARK, ILLINOIS	
PAN-WRAP APPLICATION TOOL (PWT__)	
UNLESS OTHERWISE SPECIFIED, DIMENSIONAL TOLERANCES ARE: (.X) ±0.05 (1.3) (.XXX) ±0.010 (0.25) (.XX) ±0.02 (0.5) ANGLES ± 5°	UNLESS OTHERWISE SPECIFIED, ALL DIMENSIONS ARE GIVEN IN INCHES, THIRD ANGLE PROJECTION.
DRAWN BY: JAD	MAT'L: NONE
DATE: 10/8/02	SEE NOTE 1
DWG NO.: GB2607DD	DWG SIZE: A

REV	DATE	BY	CHK	DESCRIPTION	ECN	R	CUST	SUP
1	8/17/04	JAD		ADD PWT100, PWT150, AND 'C' DIM TO TABLE	GB2607DD	1		