

SERIES 07
SERIES 2000
SPST and SPDT, 10 Amp

FEATURES

- Momentary Contact
- Extremely Fast Make-and-Break
- Audible Click
- 25,000 Cycles of Operation



DIMENSIONS In Inches (and millimeters)

SPDT Solder Lug Terminal
07-26*

A = .273 ± .020 (6,93 ± 0,51)
 B = .454 ± .015 (11,53 ± 0,38)
 C = .796 ± .015 (20,22 ± 0,38)
 D = .443 ± .015 (11,25 ± 0,38)

*PART NUMBER AND E.I.A. DATE CODE LABEL

SPST-Solder Lug Terminals

2201
2202
07-7
07-8

1.903 (48,34) REF.

*PART NUMBER AND E.I.A. DATE CODE LABEL

SPST-Faston Terminals

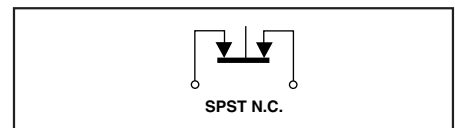
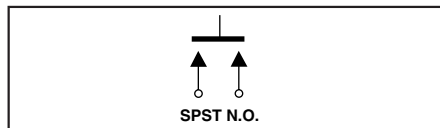
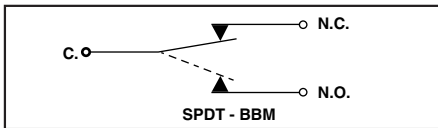
07-21
07-22

1.910 (48,51) REF.

TERMINALS TO ACCOMMODATE 1/4 INCH PUSH-ON TERMINATION

*PART NUMBER AND E.I.A. DATE CODE LABEL

CIRCUITRY



SPECIFICATIONS

Rating Criteria

Rated: To make and break 10 Amps at 115 Vac, or 5 Amps at 220 Vac resistive load for 25,000 operations

Contact Resistance: 25 milliohms or less on a new switch

Voltage Breakdown: 1,000 Vac between mutually insulated parts

Insulation Resistance: 1,000 megohms minimum

Operating Features

Total Button Travel: .065 (1,65) approximately

Overtravel: .008 (0,20) approximately

Actuating Force: 24 ounces approximately

Mounting Hole: 31/64" (12,30) inches

Terminal Type: Solder Lug/Faston

Operating Temperature: -40°C to +85°C

Available from your local Grayhill Distributor. For prices and discounts, contact a local Sales Office, an authorized local Distributor or Grayhill.

Materials and Finishes

Housing, Button and Internal Bridge: Thermoset plastic

Mounting Nuts, Bushings, and Internal Bracket: Brass, tin zinc

Fixed and Moving Contacts: Fine silver

Internal Spring, Link and Contact Carrier: Beryllium, copper

Cover-to-Base Mounting Pins: Brass

Faston Terminals: Brass, tin over nickel

Solder Lug Terminals: Brass, zinc trivalent chromate-plated

ACCESSORIES



ORDERING INFORMATION

*Part Number	Description		
	Circuitry	Button	Terminal
2201	SPST-N.O.	Red	Solder
07-7	SPST-N.O.	Black	Solder
07-21	SPST-N.O.	Red	Faston
2202	SPST-N.C.	Black	Solder
07-8	SPST-N.C.	Red	Solder
07-22	SPST-N.C.	Black	Faston
07-26 RED	SPDT-BBM	Red	Solder
07-26 BLK	SPDT-BBM	Black	Solder

Part Number	Accessory Description
07Z1047-1 BLK	Black Button Cap
07Z1047-2 RED	Red Button Cap
07C1040-1	Decorative Nut
10C1015-1	Button Guard

Pushbutton Switches