

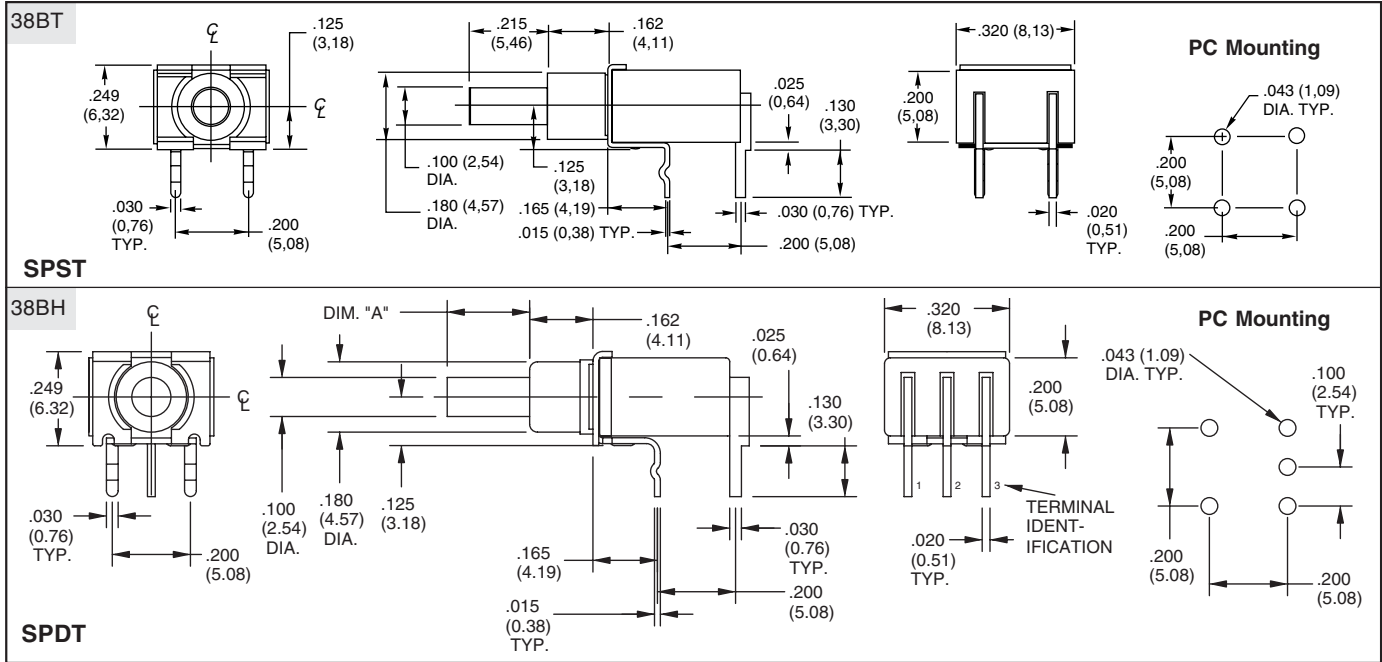
**SERIES 38BT and 38BH**  
Sub-Miniature Horizontal PC Mount

**FEATURES**

- Drop-In Replacement for Industry Standard
- Sealed Plunger Option
- Printed Circuit Board Mount
- SPST and SPDT, Momentary Contact



**DIMENSIONS** In inches (and millimeters)



Unless otherwise indicated, tolerances are ± .010 (0,25)

**SPECIFICATIONS**

**Rating Criteria**

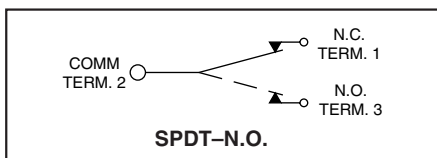
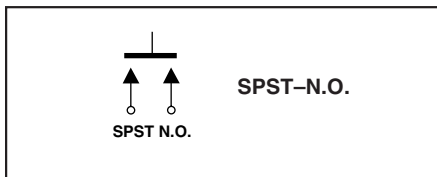
**Operating Life:** 80,000 make-and-break cycles at full load  
**Contact Rating (resistive load):**  
*Gold Contacts:* 0.4 VA maximum at 20 Vac or Vdc maximum  
*Silver Contacts:* 1.0 Amp maximum at 120 Vac or 28 Vdc  
**Contact Resistance:** Below 20 milliohms typical initial at 2-4 Vdc, 100 mA

**Insulation Resistance:** 1000 megaohms minimum  
**Voltage Breakdown:** 1000 Vrms minimum at sea level  
**Operating Temperature:** -30°C. to +85°C.  
**Solderability:** Per MIL-STD-202F, Method 208D, or EIA RS-186E Method 9 (1 hour steam aging)

**Materials and Finishes**

**Base and Cover:** Thermoplastic (UL 94V-0)  
**Plunger:** Thermoplastic (UL 94V-0), (S versions include an internal o-ring seal)  
**Terminals:** Copper alloy, gold or silver plate (as specified) over nickel plate  
**Spring:** Plated Music Wire  
**Contact System:** Copper alloy, gold or silver plate (as specified) over nickel plate  
**Switch Support:** Brass, tin-plated

**CIRCUITRY**



**ORDERING INFORMATION**

**38BX-4-H-3-N**

**Series:** 38BT = SPST, Momentary, Thru Hole  
 38BH = SPDT, Momentary, Thru Hole  
**Dimension A:** 0 = 0.020" 4 = 0.215"

**Seal:** S = O-Ring Seal, N = No Seal  
**Contact Material:** 1 = Solder Dip over Gold  
 2 = Solder Dip over Silver  
 3 = Gold - RoHS Compliant  
 4 = Silver - RoHS Compliant  
**Orientation:** H = Horizontal to PCB

**Available from your local Grayhill Distributor** For prices and discounts, contact a local Sales Office, an authorized local distributor, or Grayhill.