


## Industrial Rotary Position Sensor Bushing Mount Type, Conductive Plastic






### FEATURES

- Fully sealed for high immunity to environmental damage
- Excellent temperature stability
- Rotational life exceeds 2 million revolutions
- Low cost and wide range of options
- Stainless steel shaft
- Shock to 30 G's vibration to 15 G's at 10 to 2000 Hz

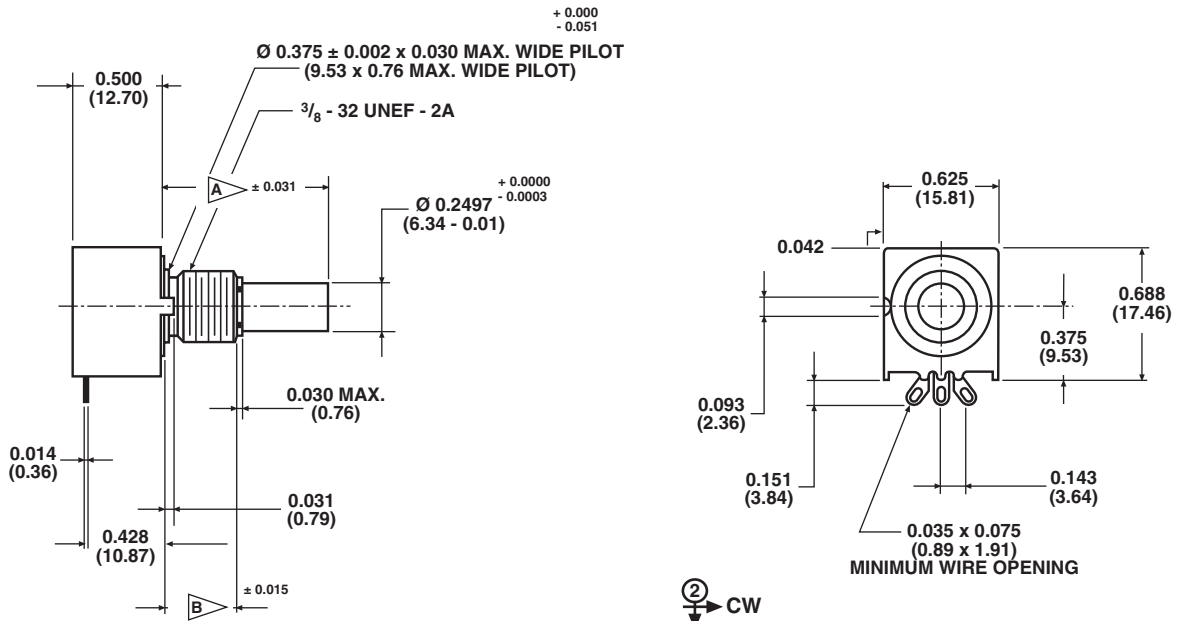
<b>ELECTRICAL SPECIFICATIONS</b>	
PARAMETER	
Standard Resistance	1 k $\Omega$ to 100 k $\Omega$
Capability Range	200 k $\Omega$
Resistance Tolerance	$\pm 20\%$
Linearity	$\pm 2\%$
Power Rating	1.0 W at 85 °C
Electrical Travel	240° $\pm$ 4°
Dielectric Withstanding	500 V <sub>RMS</sub> at 60 Hz minimum
Output Smoothness	0.2 % maximum

<b>MECHANICAL SPECIFICATIONS</b>	
PARAMETER	
Bearing Type	Sleeve
Mechanical Rotation	250° $\pm$ 2°
Stop Strength	10 in - lb minimum 11.5 kg/cm
Starting Torque	3.0 o.z - in maximum 216 g/cm
Running Torque	3.0 oz. - in maximum 216 g/cm

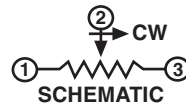
<b>ORDERING INFORMATION/DESCRIPTION</b>							
657	B	F				50 k $\Omega$	BO10
MODEL	STYLE	SHAFT OPTIONS	SHAFT BUSHING OPTIONS			TOTAL RESISTANCE	PACKAGING
	B: Bushing	R - Round F - Flatted	 Shaft Length 0 - 0.875" FMS 1 - 0.625" FMS 2 - 1.000" FMS 3 - 1.250" FMS	 Bushing Length 0.375" FMS 0.250" FMS 0.500" FMS 0.750" FMS	 Flat 0.440" 0.315" 0.440" 0.440"		Box of 10 pieces

<b>SAP PART NUMBERING GUIDELINES</b>				
657B	R	1	103	BO10
MODEL	END SHAFT	SHAFT AND BUSHING OPTIONS	OHMIC VALUE	PACKAGING
	R: Round	(see above)		

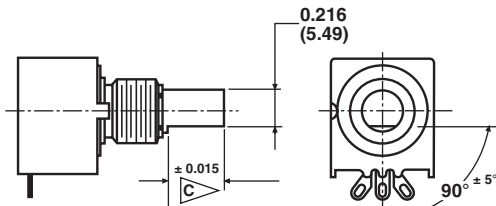
### DIMENSIONS in inches (millimeters)



DECIMALS: XX ± 0.01 INCHES (± 0.25 mm)  
XX ± 0.005 INCHES (± 0.13 mm) ANGLES: ± 2°



### SHAFT FLAT AND PHASING DIAGRAM



WITH SHAFT FLAT POSITIONED AS SHOWN, OUTPUT RATIO  
TO BE e/E = 0.50 ± 0.02



STANDARD RESISTANCE VALUES	
CODE	RESISTANCE (Ω)
102	1K
202	2K
502	5K
103	10K
203	20K
503	50K
104	100K

MATERIAL SPECIFICATIONS	
Shaft	Stainless steel
Bushing	Nickel plated brass
Housing	Thermoplastic
Element	Conductive plastic on alumina substrate

ENVIRONMENTAL SPECIFICATIONS	
Rotational Life	2 million revolutions
Vibration	15 G's at 10 to 2000 Hz
Operating Temperature	- 40 °C to + 125 °C
Storage Temperature	- 55 °C to + 150 °C
Temperature Coefficient	± 600 ppm/°C
Shock	30 G's
Resistant to Solder Heat	350 °C for 5 s
Moisture Resistance IP Rating	Sealed construction IP67* application to provide protection for wiring terminals

MARKING	
Unit Identification	Vishay Spectrol, part number, data code, country of origin and terminal designation



## Disclaimer

All product specifications and data are subject to change without notice.

Vishay Intertechnology, Inc., its affiliates, agents, and employees, and all persons acting on its or their behalf (collectively, "Vishay"), disclaim any and all liability for any errors, inaccuracies or incompleteness contained herein or in any other disclosure relating to any product.

Vishay disclaims any and all liability arising out of the use or application of any product described herein or of any information provided herein to the maximum extent permitted by law. The product specifications do not expand or otherwise modify Vishay's terms and conditions of purchase, including but not limited to the warranty expressed therein, which apply to these products.

No license, express or implied, by estoppel or otherwise, to any intellectual property rights is granted by this document or by any conduct of Vishay.

The products shown herein are not designed for use in medical, life-saving, or life-sustaining applications unless otherwise expressly indicated. Customers using or selling Vishay products not expressly indicated for use in such applications do so entirely at their own risk and agree to fully indemnify Vishay for any damages arising or resulting from such use or sale. Please contact authorized Vishay personnel to obtain written terms and conditions regarding products designed for such applications.

Product names and markings noted herein may be trademarks of their respective owners.