

- Status Indicating LED on X4 Series and 4A Fuse
- UL, CSA, and CE

Solid state I/O switching modules deliver an electrically clean, photo-isolated, noise-free "output" interface from logic level control systems to external loads such as motors, valves, solenoids, etc. -- or an "input" interface from the load or sensors to microprocessor or computer-based logic level systems. Designed for long, reliable service in demanding industrial environments.

INPUT SPECIFICATIONS

	ODC5 (S)MODC5 X4ODC5	ODC15 (S)MODC15 X4ODC15	ODC24 (S)MODC24 X4ODC24	ODC5A (S)MODC5A X4ODC5A	ODC15A (S)MODC15A X4ODC15A	ODC24A (S)MODC24A X4ODC24A
Nominal Input Voltage [Vdc]	5	15	24	5	15	24
Min. Input Voltage @ pin 3 [Vdc] (X4 Series)	2.5 (4)	8.5 (10)	16.5 (18)	2.5 (4)	8.5 (10)	16.5 (18)
Max. Input Voltage @ pin 3 [Vdc] (X4 Series)	7.5 (7.5)	20 (20)	30.5 (30.5)	7.5 (7.5)	20 (20)	30.5 (30.5)
Must Turn Off Voltage [Vdc]	1.0	1.0	1.0	1.0	1.0	1.0
Typical Input Current [mA _{dc}]	10	10	11	10	10	11
Max. Input Current [mA _{dc}]	27	20	15	27	20	15
Nominal Input Resistance [ohm]	240	900	2.2K	240	900	2.2K

OUTPUT SPECIFICATIONS

Nominal Line Voltage [Vdc]	24	24	24	100	100	100
Max. Line Voltage [Vdc]	60	60	60	200	200	200
Min. Line Voltage [Vdc]	3	3	3	5	5	5
Max. Peak Off-State Voltage [V]	60	60	60	200	200	200
Max. Off-State Leakage Current [mA _{dc}]	1.0	1.0	1.0	2.0	2.0	2.0
Max. On-State Current [A _{dc}]	3	3	3	1	1	1
Min. On-State Current [mA _{dc}]	10	10	10	10	10	10
Max. One Second Surge [A peak]	5	5	5	5	5	5
Max. On-State Voltage @ 25C [V peak]	1.5	1.5	1.5	1.5	1.5	1.5
Max. Turn-On Time [µsec]	50	50	50	50	50	50
Nominal Turn-On Time [µsec]	10	10	10	10	10	10
Max. Turn-Off Time [µsec]	100	100	100	100	100	100
Derating [mA per °C]	33 Above 25° C			20 Above 60° C		
Fuse Rating [fast-acting] (X4 Series Only)	4A	4A	4A	4A	4A	4A

© 2007 CRYDOM Inc., Specifications subject to change without notice.

For recommended applications and more information contact:

USA: Sales Support (877) 502-5500 **Tech Support** (877) 702-7700 FAX (619) 710-8540

Crydom Inc., 2320 Paseo de las Americas, Ste. 201, San Diego, CA 92154

Email: sales@crydom.com **WEB SITE:** http://www.crydom.com

UK: +44 (0)1202 606030 • **FAX** +44 (0)1202 606035 Crydom SSR Ltd., Arena Business Centre,

Holyrood Close, Poole, Dorset BH17 7FJ, **Email:** intsales@crydom.com.

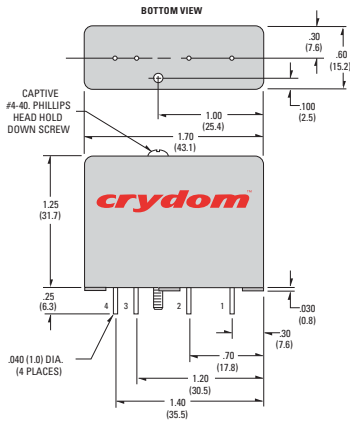
GERMANY: +49 (0)180 3000 506

GENERAL SPECIFICATIONS

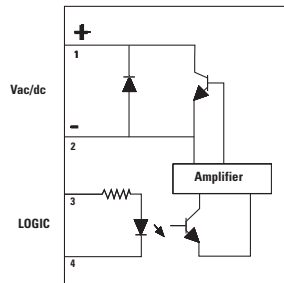
Operating temperature range	-30 to +80°C
Storage temperature range	-40 to +100°C
Isolation	4,000 Vrms
Capacitance input to output	8 pF
Package Color	Red

WIRING & MECHANICAL DIAGRAMS

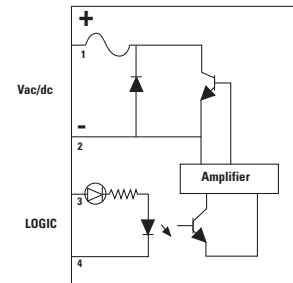
Standard Series, ODC



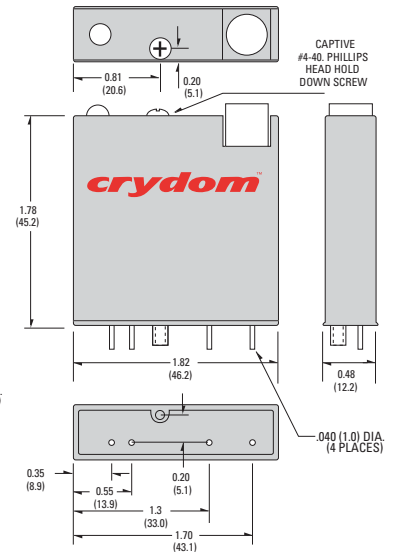
Standard and Mini Pack



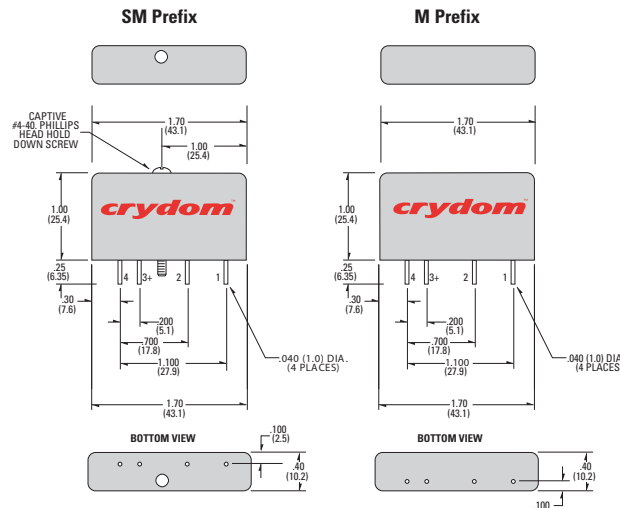
X4 Series



X4 Series, X4ODC



MINI-PACK Series, (S)MODC



APPLICATION NOTES

- Do not install or remove modules in live (electrically hot) circuits. High voltage may be present.
- An externally located commutating diode must be installed across inductive loads
- I/O module boards also available

All dimensions are in inches (millimeters)

© 2007 CRYDOM Inc., Specifications subject to change without notice.

For recommended applications and more information contact:
USA: Sales Support (877) 502-5500 **Tech Support** (877) 702-7700 FAX (619) 710-8540
 Crydom Inc., 2320 Paseo de las Americas, Ste. 201, San Diego, CA 92154
Email: sales@crydom.com **WEB SITE:** http://www.crydom.com
UK: +44 (0)1202 606030 • **FAX** +44 (0)1202 606035 Crydom SSR Ltd., Arena Business Centre,
 Holyrood Close, Poole, Dorset BH17 7FJ, Email: intsales@crydom.com.
GERMANY: +49 (0)180 3000 506

ANNEX – ENVIRONMENTAL INFORMATION:

The environmental information disclosed in this annex including the EIP Pollution logo are in compliance with People's Republic of China Electronic Industry Standard SJ/T11364 – 2006, Marking for Control of Pollution Caused by Electronic Information Products.

Part Name	Toxic or hazardous Substance and Elements					
	Lead (Pb)	Mercury (Hg)	Cadmium (Cd)	Hexavalent Chromium (Cr (VI))	Polybrominated biphenyls (PBB)	Polybrominated diphenyl ethers (PBDE)
Semiconductor die	X	O	O	O	O	O
Solder	X	O	O	O	O	O

附件 - 环保信息:

此附件所标示的包括电子信息产品污染图标的环保信息符合中华人民共和国电子行业标准 **SJ/T11364 - 2006**, 电子信息产品污染控制标识要求

部件名称	有毒有害物质或元素					
	铅 (Pb)	汞 (Hg)	镉 (Cd)	六价铬 (Cr (VI))	多溴联苯 (PBB)	多溴二苯醚 (PBDE)
半导体芯片	X	O	O	O	O	O
焊接点	X	O	O	O	O	O

