



Z-PACK 2mm HM Connectors (Continued)

Right Angle Female Connectors, 8 Row, Types D, E and F

Right Angle Female Connectors

Types D, E and F female connectors will mate with respective vertical male connectors shown on page 215. Type D has 176 contacts with center guiding and keying facility and Type E has 200 contacts and Type F has 88 contacts. Connectors are end stackable without change of contact pitch according to the chart on page 210. Two levels of performance are offered; standard and ground return shield versions. Upper ground return shields are pre-fitted to receptacles; lower shields are supplied and fitted separately as required. 8+2 male connectors are used with ground return shield versions. For versions other than those shown, which gives access to other sizes and loading patterns, consult AMP.

Electrical Characteristics — page 208.

Materials and Finish


Glass filled polyester + LCP housing, gray, UL94 V-0 rated
Phosphor-bronze signal contacts
Contact area 0.8µm Au over 1.3µm Ni
ACTION PIN contact 0.5µm Sn/Pb over 1.3 µm Ni

Coding Keys for Type A page 243.

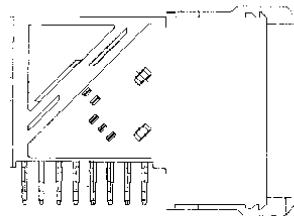
Board layout page 258, for guidance only.

Daughtercard thickness range of 1.4 - 4.3mm (.055 - .169) (3.5mm [.138] max. with lower shield)

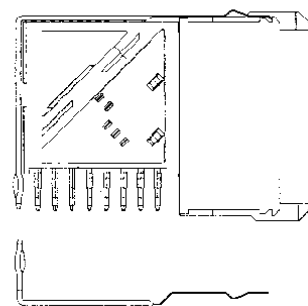
Tooling — page 354.



Standard




With Shields

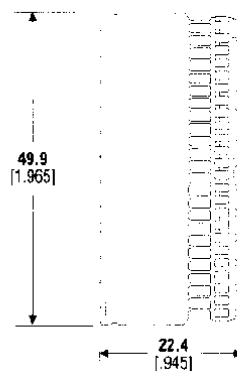


Shields

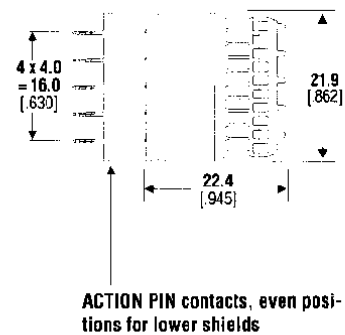
Type D



Type E



Type F



Part Numbers	Standard	Standard with Upper Shield	Lower Shield
Type D	646442-1	646486-1	646428-1
Type D (16)	646447-1	—	—
Type E	646445-1	646487-1	646430-1
Type F	646446-1	646492-1	646493-1