


Z-PACK 2mm HM Connectors (Continued)

Right Angle Male Connectors, Type A, B, C



**Right Angle Male Connector**

Used for card extender and reverse sex daughter-to-backplane application

Types A, B and C connectors mate with respective right angle female connectors for card extenders and with vertical female connectors for reverse sex connection. Refer to pages 213 and 222.

Type A has 110 contacts with center guiding and keying facility; Type B has 125 contacts and Type C has 55 contacts with guiding feature. Standard versions have pins with mating level 1; see page 243 for other options.

Two performance levels are available; standard and reduced cross-talk

**Electrical Characteristics** — page 208

**Materials and Finish**

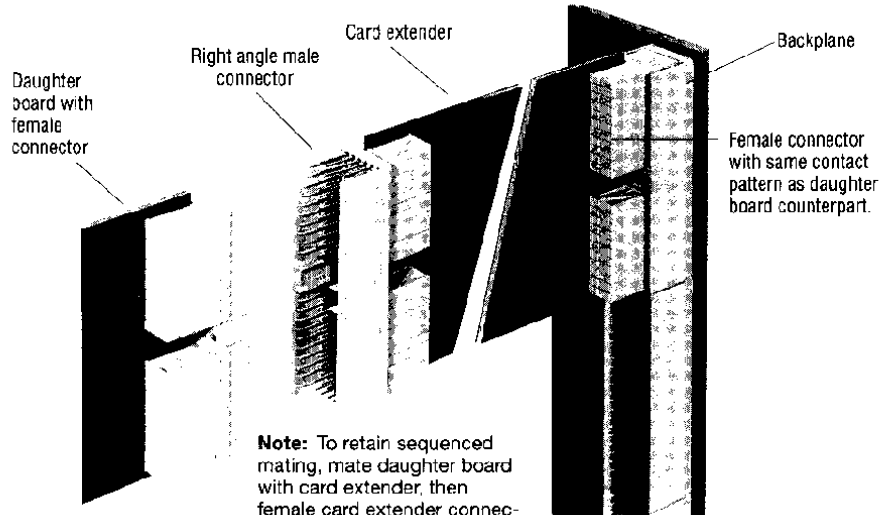
Glass filled polyester housing, gray, UL94 V-0 rated  
Phosphor-bronze signal contacts  
Contact area 0.8µm Au over 1.3µm Ni  
ACTION PIN contact 0.5µm Sn/Pb over 1.3 µm Ni

**Coding keys for type A** page 243.

**Board layout** page 258 for guidance only.

**Tooling** — page 354.

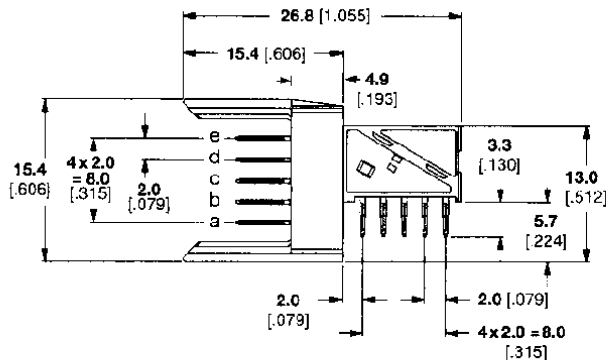
**Arrangement**



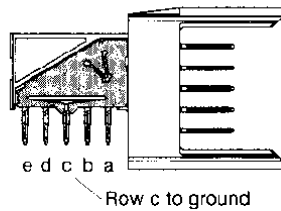
**Note:** To retain sequenced mating, mate daughter board with card extender, then female card extender connector with male on backplane.

**Side Elevation**

Standard version



Reduced crosstalk version. Same dimensions as standard version. Consult AMP.



Part Numbers	Standard	Reduced CrossTalk
Type A	106015-1	352271-1
Type B	106014-1	352272-1
Type B 22col	352131-1	—
Type B 19col	352406-1	—
Type C	106012-1	352273-1