THIS DRAWING IS UNPUBLISHED. RELEASED FOR PUBLICATION -.-. -
© COPYRIGHT — BY TYCO ELECTRONICS CORPORATION. ALL RIGHTS RESERVED.

LOC	DIST
AG	53

REVISIONS

P	LTR	DESCRIPTION	DATE	DRN	APVD
	H	REVISED PER ECO-08-009173	14APR08	HMR	DF

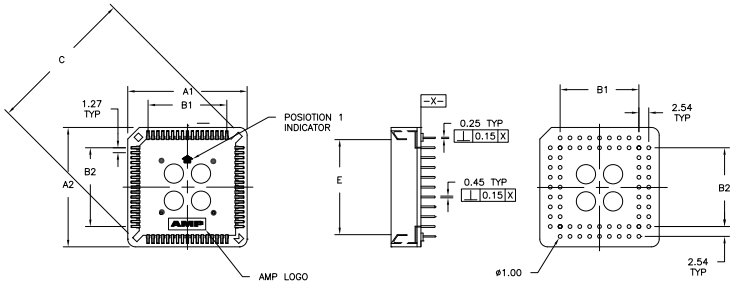

RECOMMENDED PCB FOOT PRINT

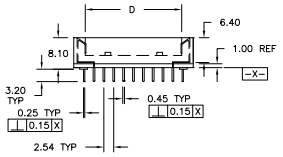

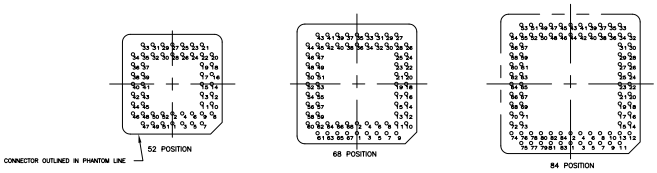

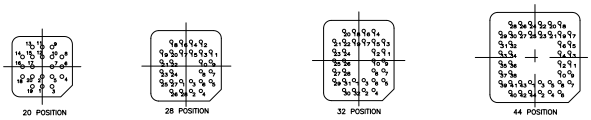

RECOMMENDED CIRCUIT CONFIGURATION
VIEWED FROM COMPONENT SIDE OF CIRCUIT

1. MATERIAL:
HOUSING – THERMOPLASTIC UL94 V–0.
CONTACT – PHOSPHOR BRONZE.

2. FINISH: CONTACT PLATING: 1.52 mμ 90/10 BRIGHT OR MATTE TIN–LEAD OVER 0.51 μm NICKEL ALL OVER.

3. PLASTIC LEADED CHIP CARRIER MUST CONFORM TO JEDEC SPECS. MS–016 & MS–018.

4. SPECIFICATION SUBJECT TO CHANGE WITHOUT NOTICE. CONTACT TYCO ELECTRONICS FOR THE LATEST SPECIFICATIONS.

5. FINISH: CONTACT PLATING 2.54μm BRIGHT OR MATTE TIN OVER 1.27μm NICKEL, ALL OVER.

6. ROHS 2002/95/EC COMPLIANT

PERFORMANCE INFORMATION

TEST DESCRIPTION	REQUIREMENT	TEST SPECIFICATION
CONTACT RESISTANCE	20 MILLIOHMS MAX INITIAL, 40 MILLIOHMS MAX FINAL AFTER VIBRATION OR HUMIDITY.	MIL–STD–202G METHOD 307
INSULATION RESISTANCE	1,000 MEGAOHMS MIN INITIAL, 500 MEGAOHMS MIN AFTER HUMIDITY.	MIL–STD–202G METHOD 302
DIELECTRIC WITHSTANDING VOLTAGE	500 VAC BETWEEN ADJACENT CONTACTS, 1 MINUTE HOLD. NO EVIDENCE OF BREAKDOWN OR FLASHOVER AFTER HUMIDITY.	MIL–STD–202G METHOD 301
VIBRATION	10–55–10 HZ PER MINUTE, 1.5mm AMPLITUDE, 2 HOURS IN EACH DIRECTION. 100 nsec. MAX DISCONTINUITIES OR LOOSENING OF PARTS. MUST PASS CONTACT RESISTANCE.	EIA–364–28 CONDITION 1
DURABILITY	30 CYCLES NO VISIBLE DEFECTS, CONTACT RESISTANCE 40 MILLIOHMS MAX.	EIA–364–09
MATING FORCE	425 GRAMS (15 OZ) MAX PER CONTACT. INSERT AT CONSTANT SPEED OF 25mm PER MINUTE.	MIL–STD–1344A METHOD 2013.1
UNMATING FORCE	10 GRAMS (.35 OZ) MIN PER CONTACT. WITHDRAW AT CONSTANT SPEED OF 25mm PER MINUTE.	MIL–STD–1344A METHOD 2013.1
COLD TEST	TEMPERATURE: –40°C±3°C DURATION: 48±1 HOURS RESISTANCE VALUE AFTER TEST 40mΩ. APPEARANCE SHALL NOT BE DISTINCT DAMAGE.	JIS–C–0020
HIGH TEMP TEST	TEMPERATURE: 85°C±3°C DURATION: 96 HOURS RESISTANCE VALUE AFTER TEST 40mΩ. APPEARANCE SHALL NOT BE DISTINCT DAMAGE.	JIS–C–0021
CONTACT RETENTION FORCE	300 GRAMS (10.5 OZ) MIN PER CONTACT. CONTACT PULLED AT CONSTANT SPEED OF 25mm PER MINUTE.	ANSI/EIA–364–29
HUMIDITY	95 HOURS AT 90–95% RELATIVE HUMIDITY AT 40°±2°C. MUST PASS INSULATION RESISTANCE, DIELECTRIC WITHSTANDING OR CONTACT RESISTANCE.	JIS–C–0022
SOLDERABILITY	95% MINIMUM COVERAGE. IMMERSE FOR 3±.5 SECONDS IN 260°±5°C BATH.	JIS–C–0050
CURRENT RATING	1 AMP	–
VOLTAGE RATING	250V	–
OPERATING TEMPERATURE RATING	–20°C TO 85°C	–

	FINISH	E	D	C	B2	B1	A2	A1	TOTAL QUANTITY PER CARTON	PACKAGING	NO. OF POSITIONS	AMP PART NUMBER
	2	29.42	29.42	46.15	25.40	25.40	35.88	35.88	1248	TUBE	84	1–822473–7
	2	24.38	24.38	39.00	20.32	20.32	30.80	30.80	1596	TUBE	68	1–822473–6
	2	19.30	19.30	31.50	15.24	15.24	25.72	25.72	2254	TUBE	52	1–822473–5
	2	16.74	16.74	27.50	12.70	12.70	23.18	23.18	2800	TUBE	44	1–822473–4
	2	13.94	11.36	22.65	10.16	7.62	20.54	18.10	4060	TUBE	32	1–822473–3
	2	11.46	11.46	20.70	7.62	7.62	18.10	18.10	4620	TUBE	28	1–822473–2
	2	8.90	8.90	17.20	5.08	5.08	15.56	15.56	6552	TUBE	20	1–822473–1
SUPERSEDED BY 1–822473–7	2	29.42	29.42	46.15	25.40	25.40	35.88	35.88	1248	TUBE	84	822473–7
SUPERSEDED BY 1–822473–6	2	24.38	24.38	39.00	20.32	20.32	30.80	30.80	1596	TUBE	68	822473–6
SUPERSEDED BY 1–822473–5	2	19.30	19.30	31.50	15.24	15.24	25.72	25.72	2254	TUBE	52	822473–5
SUPERSEDED BY 1–822473–4	2	16.74	16.74	27.50	12.70	12.70	23.18	23.18	2800	TUBE	44	822473–4
SUPERSEDED BY 1–822473–3	2	13.94	11.36	22.65	10.16	7.62	20.54	18.10	4060	TUBE	32	822473–3
SUPERSEDED BY 1–822473–2	2	11.46	11.46	20.70	7.62	7.62	18.10	18.10	4620	TUBE	28	822473–2
SUPERSEDED BY 1–822473–1	2	8.90	8.90	17.20	5.08	5.08	15.56	15.56	6552	TUBE	20	822473–1

THIS DRAWING IS A CONTROLLED DOCUMENT.

DIMENSIONS: mm

TOLERANCE UNLESS OTHERWISE SPECIFIED: 0 PLC ±, 1 PLC ±, 2 PLC ±, 3 PLC ±0.30, 4 PLC ±, ANGLES ±

MATERIAL 1 FINISH 2 5

TYP A.HOLT 26NOV99
CHK B.KUHNLY 25MAR99
APVD B.KUHNLY 25MAR99
PRODUCT SPEC SEE NOTES
APPLICATION SPEC NONE
WEIGHT
CUSTOMER DRAWING

Tyco Electronics
Tyco Electronics Corporation
Harrisburg, PA 17105–3608

NAME SOCKET ASSEMBLY, PLCC, SOLDERTAIL

SIZE A1 CAGE CODE 00779 DRAWING NO C–822473 RESTRICTED TO –
SCALE 2:1 SHEET 1 OF 1 REV H

AMP 4805 REV 31MAR2000

Downloaded from Elcodis.com electronic components distributor