



Depluggable Terminal Strips for Panel / Chassis Mounting

TYPE 302-STB (-DS)
8 mm spacing - 1 to 12 poles



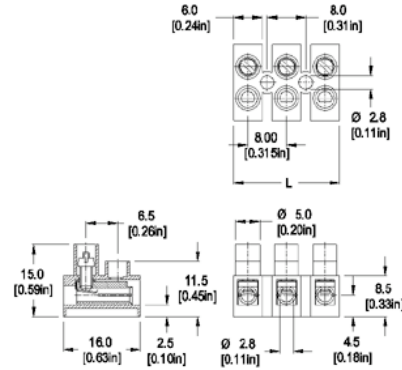
302-STB (-DS)



One assembly



RoHS WEEE Pb free surface compliant



Dimensions: mm (in.)

Length of Connector (L)

L = No. of Poles x Center to Center Spacing - 2 mm

When locating connector, allow 0.5 mm clearance around it for process-induced variations.

Approval Information

UL File No. E69841

CSA File No. LR24322

Rating	Current(A)	Voltage(V)	Application group	AWG
UL	6	300	B,D	20-14
CSA	10	300	B,D,E	26-12

* UL 300V / C: if mounted on a suitable insulated surface, on standoffs, or equivalent means to maintain spacing from live parts to the mounting surface.

Version DS is CSA certified for 26-14 AWG.

Screw Tightening Torque:

UL: 3.5 lbf·in

CSA: 0.4 Nm

Material

Molding: Polyamide, self extinguishing to UL 94, V-2, color off-white

Temperature limits:

Short Time: 140°C (284°F)

Continuous: RTI 105°C (221°F)

Low Limit: -40°C (-40°F)

Comparative Tracking Index: CTI ≥ 600V

Oxygen Index Rating: 25%

Terminal Body: Tin plated copper alloy

Wire Protector: Tin plated copper alloy

Screw: M2.6, Slotted head, zinc plated blue passivated, steel substrate

Description

The -STS male plugs and -STB female sockets are slotted to provide a spring-like connection with higher insertion force than the -SV/-FB mating pair. This type of connector also facilitates testing and servicing when many connection cycles are likely to be encountered.

- Socket
- Standard version
- Plug-in direction parallel with wire entry direction when plugged with **302-STB (-DS)**
- Recommended mounting hardware: M2.5 pan head
- screw (#3-48 pan head screw) or similar sized sheet metal screw, self-tapping screw or rivet.

Technical Data

Center to Center Spacing: 8 mm (0.315 in.)

Nominal Cross Section: 1.5 mm² (2325 mils²)

Wire Stripping Length: 6 mm (0.25 in.)

Application

Whether panel, chassis, printed circuit or wire harness mounted, the 300 series terminal blocks are robust and versatile assets to complement your wiring needs. Male or female plugs can be on the wire harness or they can be on the panel, chassis or PCB. Male and female components can be adjusted for "connect ground first" type configurations where one of the components male or female is extended forward more than the other poles. Configurations with both male and female components can be designed to mate their appropriate counterparts. Plug in directions and wire entries can be oriented almost anyway possible with respect to the mounting surface. Insertion and extraction forces can be optimized for ease of use or for robustness to vibrations by utilizing different available models and sizes. All are designed to assure good stable electrical conductivity, good heat dissipation and repeated cycles of use. They can be specially marked to your specifications. The screw tightened connections result in high contact forces thus promoting safe wire secureness and retention, low electrical resistance and safe reusable connections. All wire retention screws are captive in their towers and they cannot fall out during transportation, installation and use. Wire protectors are available to protect small gauge stranded wires from screw damage.