


IMPEDANCE MATCHING TRANSFORMERS

Miniature Encapsulated

Miniature Encapsulated Transformer

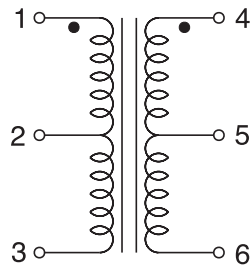
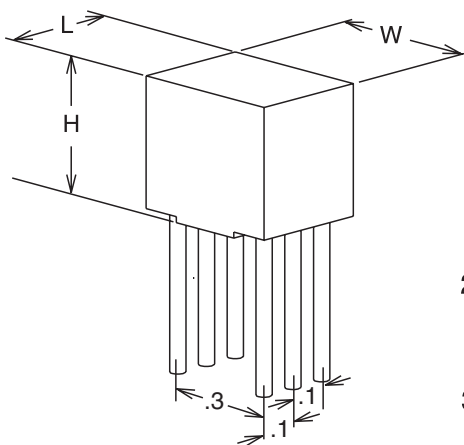


Designed to Meet:

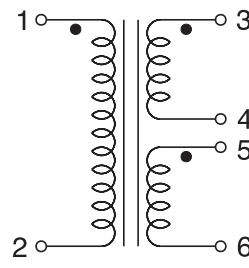
- Maximum Operating Temperature 105°C
- Meets requirements of MIL-T-27
- Dielectric Strength 500 VRMS
- Thermal Shock 5 cycles -55°C to 105°C
- Response ± 2 db. 300 Hz to 100KHz
- Maximum distortion 10 to 25% at rated power



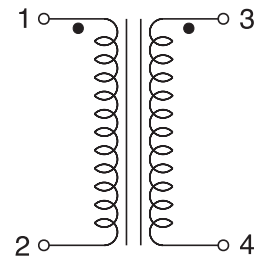
SEC.	STANCOR PART NUMBER	Matching Impedance (Ohms)		Max. Power Level MW at 300Hz.	Max. MA. D.C. Unbal. in Pri.	D.C. Resistance (Ohms)		Turns Ratio		RMS Test Volts	Schem. No.	DIMENSIONS-INCHES			Weight (oz.)	Agency Certif.
		Pri.	Sec.			Pri.	Sec.	Pri.	Sec.			L	W	H		
A	PCT-33	500	50	50	3	55	8	3.16	1	500	3	.310	.410	.465	.111	-
	PCT-78	600	600	50	3	70	95	1	1	1500	3	.310	.410	.465	.111	-
	PCT-27	600	600 C.T. 150 Split	50	3	70	95	2	1.0/1.0	1000	2	.310	.410	.465	.111	-
B	PCT-77	600 C.T.	600 C.T.	50	3	70	95	1	1	1500	1	.310	.410	.465	.111	-
C	PCT-76	10,000 C.T.	10,000 C.T.	40	1	1000	1300	1	1	500	1	.310	.410	.465	.111	-



SCHMATIC #1



SCHMATIC #2



SCHMATIC #3

Typical Performance Characteristics

