



Part Number
Key Word



Site Search

TOP

NEWS RELEASE

CONNECTORSEARCH

CATALOG

SAMPLE

STOCK CHECK

[TOP](#) > [KX15-50KLDLE](#)

Product List

Product Name	KX15-50KLDLE
Series Name	KX14/KX15 Series
Contact spacing (mm)	0.8
Number of contacts	50
Number of rows	2
Plug/Receptacle	Plug
PCB mounting method	Soldering
Surface mounting flag	TRUE
PCB side connector styles	Right angle
PCB mounted height (mm)	5.75
Finish of contact in connecting area	Gold over Nickel
Plating thickness of contact in connecting area (micrometer)	0.1

Finish of contact in PCB mounting area	Gold flash over Nickel
Material of insulator	Glass-filled LCP
Material of contact	Copper alloy
Existence of mismatching prevention key	Yes
Existence of positioning boss	Yes
Existence of hold-down	Yes
Existence of hook-pin	None
Remarks	
Related Documents	 160Kbytes
Pair	KX14-50K2D-RE KX14-50K5D-RE KX14-50K5F-R-E1000E KX14-50K8DE KX14-50KL7.9HE KX14-50N2DE KX14-50K11DE KX14-50K2.85D-1E KX14-50K2.85D-RE KX14-50K2.85F-RE

Notice:

1. The values specified in this web site are only for reference. The products and their specifications are subject to change without notice. Contact our sales staff for further information before considering or ordering any of our products.
For purchase, a product specification must be agreed upon.

2. Users are requested to provide protection circuits and redundancy circuits to ensure safety of the equipment, and sufficiently review the suitability of JAE's products to the equipment.
3. The products presented in this web site are designed for the uses recommended below. We strongly suggest you contact our sales staff when considering use of any of the products in any other way than the recommended applications or for a specific use that requires an extremely high reliability.

(1) Applications that require consultation:

- (i) Please contact us if you are considering use involving a quality assurance program that you specify or that is peculiar to the industry, such as:
Automotive electrical components, train control, telecommunications devices (mainline), traffic light control, electric power, combustion control, fire prevention or security systems, disaster evention equipment, etc.
- (ii) We may separately give you our support with a quality assurance program that
you specify, when you think of a use such as :

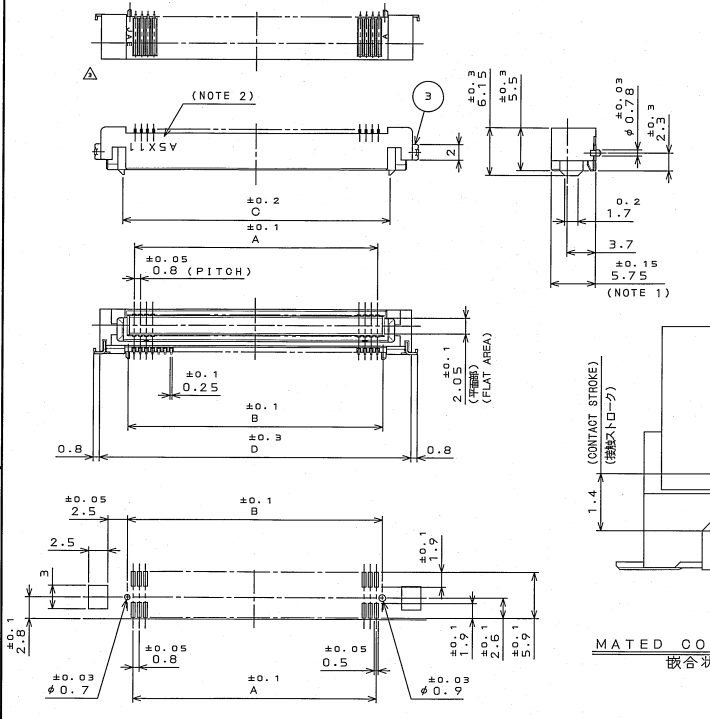
Aviation or space equipment, submarine repeaters, nuclear power control systems, medical equipment for life support, etc.

(2) Recommended applications include:

Computers, office appliances, telecommunications devices (terminals, mobile units), measuring equipment, audiovisual equipment, home electric appliances, factory automation equipment, etc

EZ18E0RS
('ON 0N1VH0) 各型型図

版数 REV.	年月日 DATE	DCN NO.	変更内容 DESCRIPTION	製図 DR.	担当 CHK.	査閲 APPD.	承認 APPD.
2	10.Mar.2004	054585	DELETE ITEMS		H.TAKAHASHI	Y.YAHIRO	S.KASHIWAGI
3	24.May.2005	057352	DEVELOPMENT 80 CONTACTS		R.KATOU	M. Kimura	H. Uesugi

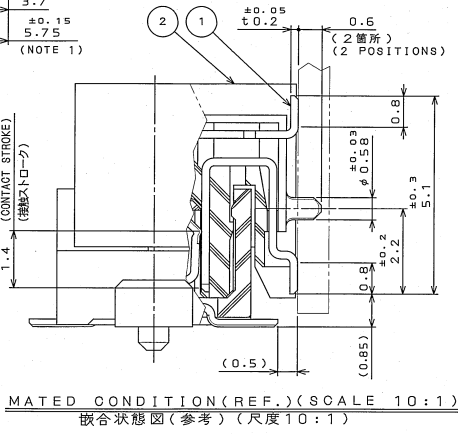


APPLICABLE P.C.B. DIMENSION (REF.)
適合基板寸法 (参考)

NOTE 1. COPLANARITY: 0.1mm MAX.
注1. 端子の平坦度は、0.1以下。
2. PRODUCTION LOT NUMBER AS INDICATED.
2. 図示の面に、ロット番号を表示する。
(例) A5X11

LOT NUMBER: MONTH (1 TO 9 FOR JAN. TO SEPT., RESPECTIBLY, OCT., NOV., DEC. ONLY), YEAR (LAST DIGIT ONLY), MANUFACTURER CODE

月: 1-9 (10月: 0, 11月: X, 12月: Y), 年表示 (初年付後), 製造コード



DESIGNATION

命名法
K X 15 - * * K L D * L E

シリーズ
SERIES PREFIX
14: レセプタクル
15: プラグ
14: RECEPTACLE
15: PLUG

端子数
NO. OF CONTACTS

銅または鉛合金(無鉛)
(LEAD FREE)TIN/TIN ALLOY
インシュレータ材料LCP品
MATERIAL OF INSULATOR IS LCP
コンタクト面上(表2参照)
CONTACT FINISH (TABLE 2)
マウント形状
D: 位置決めボス有、ホールダウン付
F: 位置決めボス無、ホールダウン付
MOUNT:
D: WITH POSITIONING BOSS, WITH HOLD-DOWN
F: WITHOUT POSITIONING BOSS, WITH HOLD-DOWN
アングルタイプ
RIGHT ANGLE TYPE

N: 逆挿入防止キイ有
K: 逆挿入防止キイ有
N: WITHOUT MISMATING PREVENTION KEY
K: WITH MISMATING PREVENTION KEY

TABLE 1 DIMENSION

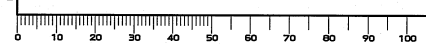
端子数 NO. OF CONTACT	A	B	C	D
20	7.2	8.7	10.3	16
30	11.2	12.7	14.3	20
40	15.2	16.7	18.3	24
50	19.2	20.7	22.3	28
60	23.2	24.7	26.3	32
70	27.2	28.7	30.3	36
△ 80	31.2	32.7	34.3	40

TABLE 2 FINISH

FINISH 仕上記号	CONTACT AREA 接触部仕上	TERMINAL AREA 端子部仕上
NONE 無印	GOLD PLATING OVER NICKEL (90LD:0.1μM MIN) N1LAU0.1μm以上	GOLD FLASH OVER NICKEL N1LAU72μm以上

3	HOLD DOWN	2	COPPER ALLOY	(LEAD FREE)TIN/TIN ALLOY	
2	INSULATOR	1	GLASS FILLED LCP		COLOR : BLACK
1	CONTACT	TABLE 2	COPPER ALLOY	TABLE 2	
符号 NO.	名称 DESCRIPTION	個数 QTY.	材料 MATERIAL	仕上 FINISH	備考 REMARKS
	仕様書(SPECIFICATION) JAOS-1401-*		原簿(ORIGINAL DATE) 3.Mar.2003	尺度(SCALE) 2:1	シリーズ(SERIES) KX
製造 DR.	M.TANAKA	製図 CHK.	H.TAKAHASHI	名称(TITLE) K X 15 - * * K L D * L E	
承認 APPD.		承認 APPD.	S.KASHIWAGI	質量(MASS)	
日本航空電子工業株式会社 JAPAN AVIATION ELECTRONICS INDUSTRY, LTD.					
図面番号(DRAWING NO.) SJ038123					
版数(REV.) 3					

00P-0-212E(03.08)



LEAD FREE この製品は鉛フリー品です

JAE CONNECTOR DIV. PROPRIETARY.
COPYRIGHT (C) 2003. JAPAN AVIATION ELECTRONICS INDUSTRY, LTD.