



TECHNICALS FEATURES

MATERIALS

INSULATOR : Special PPS (Polyphenylene sulphide fibreglass filled thermoplastic) UL 94-V0

- Radiation resistance
- No humidity absorption
- Oxygen free

Note : PPS characteristics are recognized for space applications

FIXING HARDWARE :

- Jackscrew : Stainless steel

TECHNICAL FEATURES for 30 HP CONTACTS

MATERIAL

- Body : Copper alloy / Ni + Au 0.5µ
- Retaining clip : Beryllium alloy / Ni 3µ

MECHANICAL

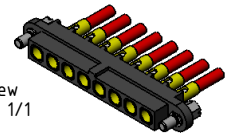
- Endurance : 2500 cycles
- Insertion force : From 0.60 to 5N per contact
- Extraction force : From 0.50 to 2N per contact
- Secure overlapping : 1.30 mm
- Contact replacment in insulator : 30 cycles

ELECTRICAL

- Intensity : 10 A
- Contact resistance : max. 6 mΩ
- Maximum voltage (sea level) : 1000V (RMS)
- Operating voltage (sea level) : 180 V AC/500 mA

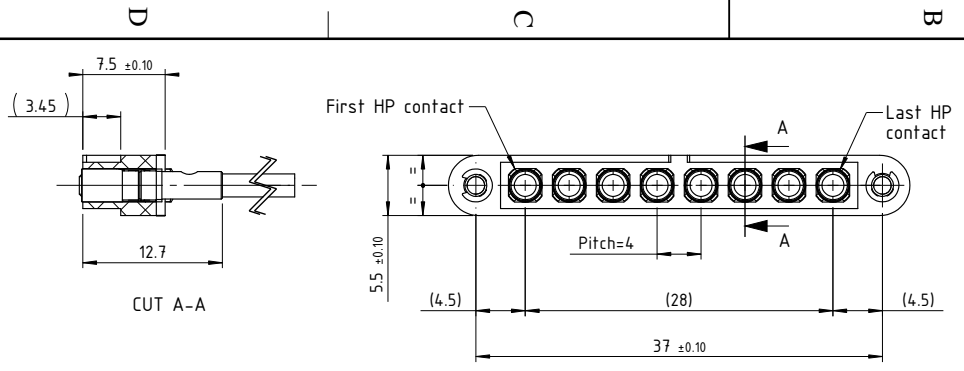
ENVIRONMENTAL

- Temperature range : From -60°C to +260°C
- Vibration severity : 0.75mm, 10 g RMS 6 hours long random with superimposed sinusoid. No intermitencies measured when using an H.S.L.I. (High Speed Logic Interrupt) detector with a trip threshold of 2 ns
- Salt spray test : 96 hrs
- Humidity test : 56 days @ 90% humidity



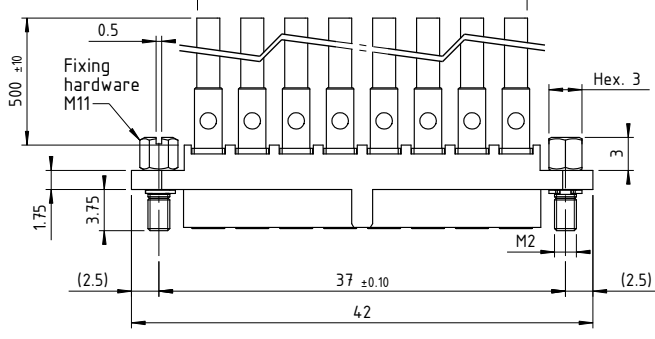
3D view
Scale : 1/1

Soldering referee page 92 of CMM catalogue
Marking referee page 12-13 of CMM catalogue



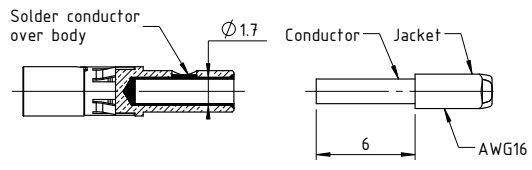
CUT A-A

Cable AWG 16 Red



WIRES SPECIFICATION
 MIL-W-22759/11
 AWG16 Red
 Stranding : 19x29
 Finished Diameter: 1.95 mm max. (0.076 inch)
 Conductor : Silver coated copper
 Insulation : Extruded PTFE
 Temperature Rating : 200°C
 Voltage Rating : 600 V

HP contact
30-4310 AWG16
scale : 3 : 1



Tooling recommended	
Désignation	Part number
HP series contacts removal	12368

nicomatic
 www.nicomatic.com
 Mail : nicomatic@nicomatic.fr
 Tel : +33 (0)4.50.36.13.85

2	11/09/08	C.G.	E.M.	D.Z.
Iss	Date	Drawn	Checked	Approved
Item : Female harness 222E00M11-0008-4310 Lg 500mm Connector CMM220 F, 8 HP contacts 30-4310, M11				

Folder : X:\Méthodes\Plans clients\Plans clients 2D\17 - Câblage\2 - Câblage avec contacts spéciaux\HB30003J2A500.cl

This document and drawings, sketches, and schematic drawings are the property of the NICOMATIC company, and no parts thereof may be reproduced and used without the written consent of the owner. Law dated 11.03.1902

Catalogue Reference : HB30003J2A500

General tolerance	±0.2	Scale	2:1	Page	1/1
-------------------	------	-------	-----	------	-----

A4