

AC1005 • 5 Amp Current Transformer


Low Cost 50/60Hz Current Transformers

Applications

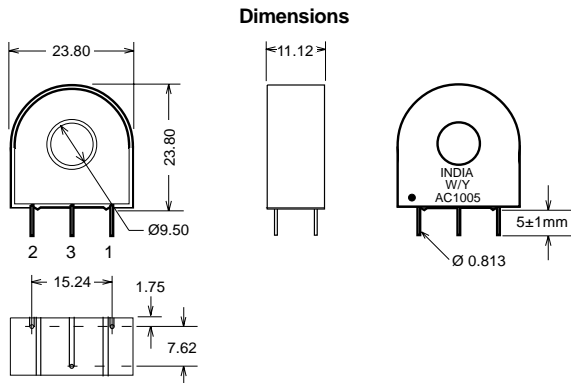
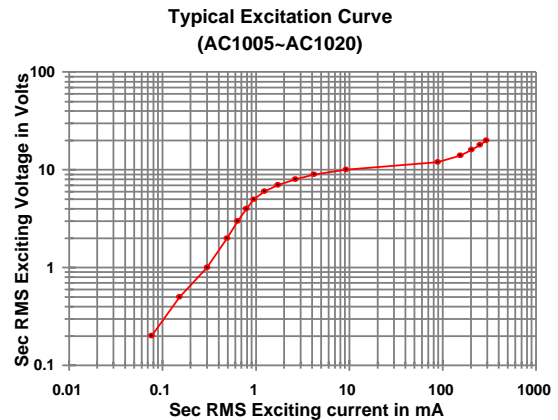
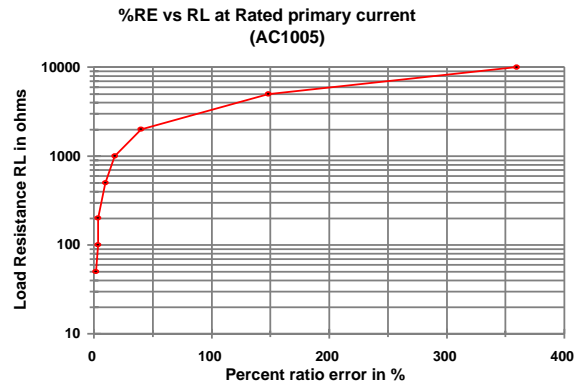
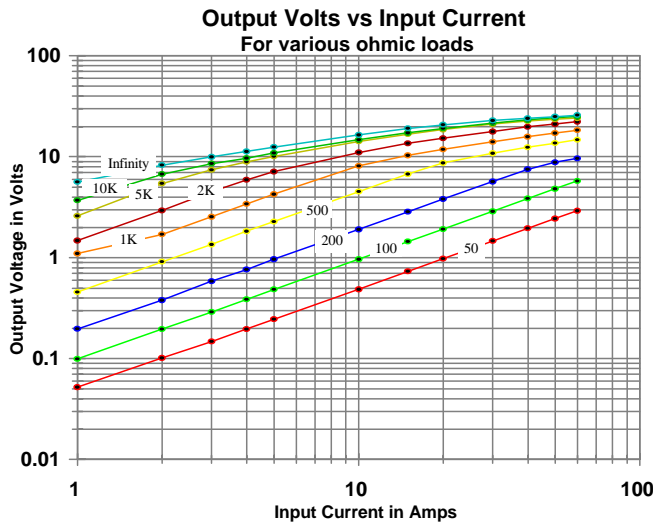
- Sensing Overload Current
- Ground fault detection
- Metering
- Analog to Digital Circuits

Electrical Specifications @ 20°C ambient

Electrical Specifications	
Primary Current	5A nom., 60A max.
Turns Ratio	1000:1 nominal
Volt per Amp Ratio at 5A for 100 ohm load	0.100 V/A
Volt per Amp Ratio at 0.5A for 100 ohm load	0.096 V/A
DC Resistance at 20°C	41.8 ohms
Dielectric Withstanding Voltage (Hi-pot)	4KVrms
Mechanical Specifications	
Case	Polycarbonate
Encapsulant	Epoxy
Flammability	Conforms to UL94-VO
Terminals	Pins Ø 0.80mm
Marking	Date Code (W/Y) AC1005, Dot at start pin
Approximate Weight	16.3 grams
Tolerance	±0.2mm



Environmental Specifications	
Storage Temperature	-55° to +130°C
Insulation Resistance	100 megohms min.



Notes:

- 1) Unless requested, the terminating resistor and the one-turn primary are not supplied
- 2) Pin 3: Normally for mechanical support only but will be used on center tapped designs

