

CX, CXE




SCR output • 5Amp • 240, 380, 480 Vrms - AC Switching • SIP mount • AC/DC control • Ideal for replacing electromechanical relays.

- ▶ [Specification PDF](#)
- ▶ [Contact Us](#)
- ▶ [Find a Distributor](#)

Product	Control Voltage Range	Load Current	Switching Voltage Type	Turn On	Load Voltage Range
BUY CX480D5	4-15 Volts DC	0.06-5 Amps RMS	AC	Zero cross	48-660 Volts RMS
BUY CX480D5R	4-15 Volts DC	0.06-5 Amps RMS	AC	Random	48-660 Volts RMS

CX-B



SCR output • 5Amp • 240, 480 Vrms - AC Switching • SIP mount • AC/DC control • Ideal for replacing electromechanical relays.

- ▶ [Specification PDF](#)
- ▶ [Contact Us](#)
- ▶ [Find a Distributor](#)

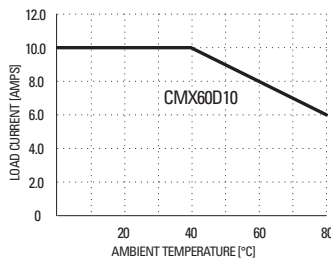
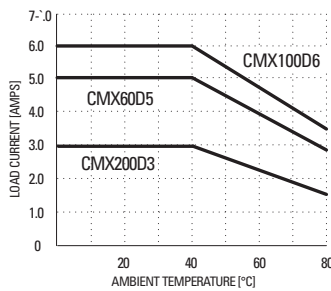
Product	Control Voltage Range	Load Current	Switching Voltage Type	Turn On	Load Voltage Range
BUY CX480D5-B	4-15 Volts DC	0.06-5 Amps RMS	AC	Zero cross	48-530 Volts RMS

- MOSFET Output
- Extra Low On-State Resistance

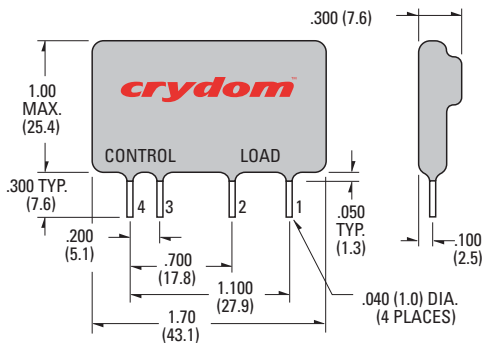
DC output SPST-NO solid state relays use MOSFET output for high switching capabilities in a PC-mount air-cooled package. Pinouts are compatible with Series 6 and ODC type I/O modules.

Manufactured in Crydom's ISO 9001 Certified facility for optimum product performance and reliability.

CURRENT DERATING CURVES



Max. Load Current vs. Temp.



PIN 1: +DC LOAD
PIN 2: -DC LOAD
PIN 3: +DC CONTROL
PIN 4: -DC CONTROL

All dimensions are in inches (millimeters)

APPROVALS

UL E116950 (3 Amp, 6 Amp and 10 Amp Models)

SERIES CMX
Rev. 101607
PAGE 1 OF 2

MODEL NO.	CMX60D5	CMX60D10	CMX100D6	CMX200D3
INPUT SPECIFICATIONS ①				
Control Voltage Range	3.0-10.0 Vdc	3.0-10.0 Vdc	3.0-10.0 Vdc	4.0-10.0 Vdc
Nominal Input Impedance	300 Ohm	300 Ohm	300 Ohm	300 Ohm
Typical Input Current @ 5 Vdc	15 mAdc	15 mAdc	15 mAdc	15 mAdc
Must Turn On Voltage	3.0 Vdc	3.0 Vdc	3.0 Vdc	4.0 Vdc
Must Turn Off Voltage	1.0 Vdc	1.0 Vdc	1.0 Vdc	1.0 Vdc
OUTPUT SPECIFICATIONS ①③				
Operating Voltage Range	0-60 Vdc	0-60 Vdc	0-100 Vdc	0-200 Vdc
Load Current Range	0-5 Adc	0-10 Adc	0-6 Adc	0-3 Adc
Max. Surge Current, (10 msec)	60 Apk	100 Apk	100 Apk	30 Apk
Max. Off-State Leakage @ Rated Voltage	100 µAdc	100 µAdc ④	100 µAdc	100 µAdc
Max. On-State Resistance @ Rated Current (R _{DS-ON})	.10 Ohm	.018 Ohm	.040 Ohm	.20 Ohm
Max. On-State Voltage Drop @ Rated Current	0.5V	0.18V	0.24V	0.6 V
Max. Turn-On Time @ 10Vdc Control	1.0 msec	1.0 msec	1.0 msec	1.0 msec
Max. Turn-Off Time @ 10Vdc Control	300 µsec	300 µsec	300 µsec	300 µsec

GENERAL SPECIFICATIONS

Dielectric Strength ②	2500 Vrms
Insulation Resistance (Min.) @ 500 Vdc ②	10 ⁹ Ohm
Max. Capacitance (Input/Output)	15 pF
Ambient Operating Temperature Range	-30 to 80°C
Ambient Storage Temperature Range	-30 to 125°C

MECHANICAL SPECIFICATIONS

Weight: (typical)	0.4 oz. (11 g)
Encapsulation:	Thermally Conductive Epoxy

GENERAL NOTES

© 2007 CRYDOM Inc., Specifications subject to change without notice.

- ① All parameters at 25°C unless otherwise specified.
- ② Dielectric and insulation resistance are measured between input and output.
- ③ Inductive loads should be diode suppressed.
- ④ At 55 Vdc.

For recommended applications and more information contact:

USA: Sales Support (877) 502-5500 Tech Support (877) 702-7700 FAX (619) 710-8540

Crydom Inc., 2320 Paseo de las Americas, Ste. 201, San Diego, CA 92154

Email: sales@crydom.com WEB SITE: <http://www.crydom.com>

UK: +44 (0)1202 606030 • FAX +44 (0)1202 606035 Crydom SSR Ltd., Arena Business Centre, Holyrood Close, Poole, Dorset BH17 7FJ, Email: intsales@crydom.com.

GERMANY: +49 (0)180 3000 506

