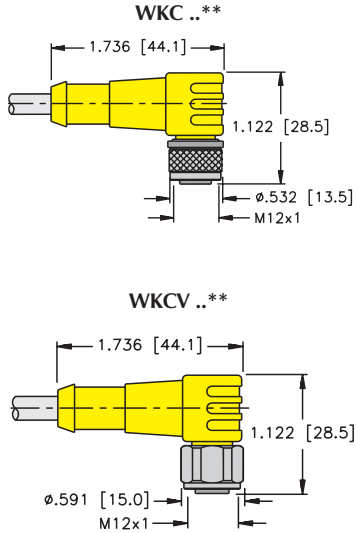
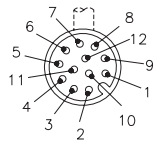


12-Wire eurofast® Cordsets, "C" Style Medium Plug Body

- Right Angle Female Connector
- NEMA 1, 3, 4, 6P and IEC IP 68 Protection
- 60 VAC/75 VDC, 2 A



Housing Style	Part Number	Cable	Features	Pinout
 <p>WKC ..**</p> <p>WKCV ..**</p>	WKC 12T-*	AWM PVC Grey 12x24 AWG 105°C 6.2 mm OD Cable #RF50991- [†] M [†]	<i>flexlife</i> ®	
	WKC 12T-*/S90	AWM PUR Grey 12x24 AWG 105°C 6.0 mm OD Cable #RF50990- [†] M [†]	<i>Cut/Abrasion Immune</i>	
	WKC 12T-*/S101	AWM TPE Black 12x24 AWG 105°C 7.0 mm OD Cable #RF50943- [†] M [†]	<i>flexLife-10, High Flex Over 10 Million Cycles</i>	
	WKC 12T-*/S618	AWM PVC Black 12x24 AWG Foil/Drain 105°C 7.0 mm OD Cable #RF50755- [†] M [†]	<i>RFI/EMI Shielding</i>	

* Length in meters. Standard cable lengths are 2, 4, 6, 8 and 10 meters. Consult factory for other lengths.

** Standard coupling nut material is nickel plated brass "WKC .."; "WKCV .." indicates 316 stainless steel.

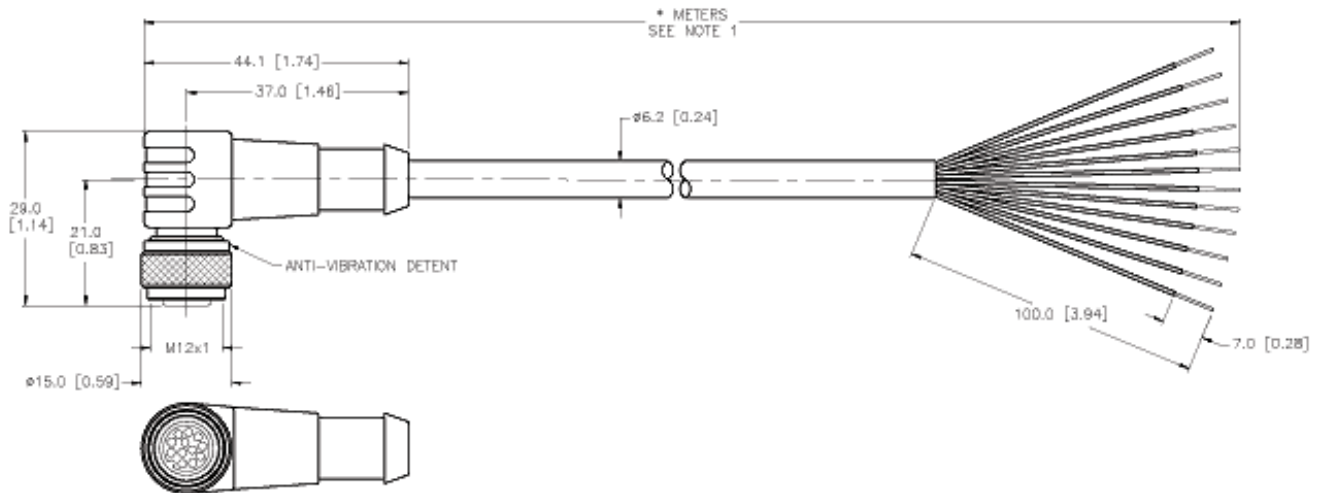
[†] See Section N for *reelfast*® cable information.

FFEMALE END VIEW



SPECIFICATIONS

CONTACT CARRIER MATERIAL/COLOR	NYLON or PUR/BLACK
MOLDED HEAD MATERIAL/COLOR	THERMOPLASTIC PUR/YELLOW
CONTACT MATERIAL/PLATING	BRASS/GOLD
COUPLING NUT MATERIAL/PLATING	BRASS/NICKEL
RATED CURRENT [A]	2.0 A
RATED VOLTAGE [V]	60 VAC/75 VDC
OUTER CABLE JACKET MATERIAL/COLOR	PVC/GREY
CONDUCTOR INSULATION MATERIAL	PVC
NUMBER OF CONDUCTORS [AWG]	12x24 AWG
TEMPERATURE RANGE	-40°C to +105°C (-40°F to +221°F)
PROTECTION CLASS	MEETS NEMA 1,3,4,6P AND IEC IP68



NOTE
PRELIMINARY
SPECIFICATIONS

SOURCE DRAWING - FOR REFERENCE ONLY

NOTES:

- *M* INDICATES CABLE LENGTH IN METERS. CONTACT TURCK TO ORDER SPECIFIC LENGTHS.
- STRIP AND TIN LENGTHS ARE FOR REFERENCE ONLY; SOME LENGTHS MAY NOT BE STRIPPED AND TINNED.

RELATED DOCUMENTS 1. 2. 3. 4.	3RD ANGLE PROJECTION 	THIS DRAWING IS PROPERTY OF TURCK INC. USE OF THIS DOCUMENT WITHOUT WRITTEN PERMISSION IS PROHIBITED.	TURCK INC High Technology Sensors and Automation Controls	
MATERIAL SEE SPECIFICATIONS	TOLERANCES UNLESS OTHERWISE SPECIFIED 0.5 TO 6 ±0.1 6 TO 30 ±0.2 30 TO 200 ±0.3 OVER 200 ±0.4 ANGLES ±1° ALL DIMENSIONS ARE REFERENCE ONLY	DWPT TR US9H	DATE 10/02/07 SCALE 1=1.0	DESCRIPTION WKC 12T-*
FINISH SEE SPECIFICATIONS		UNIT OF MEASUREMENT MILLIMETER [INCH]		IDENTIFICATION NO. FILE: 777003989
P1 DRAWING RELEASE PENDING	TR 10/02/07	DO NOT SCALE THIS DRAWING		REV P1
REV DESCRIPTION	BY DATE EDO NO.	SHEET 1 OF 1		