

LUMIFA



Lighting your way

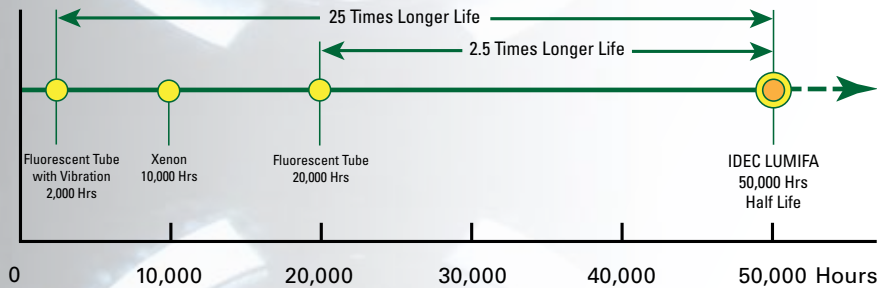
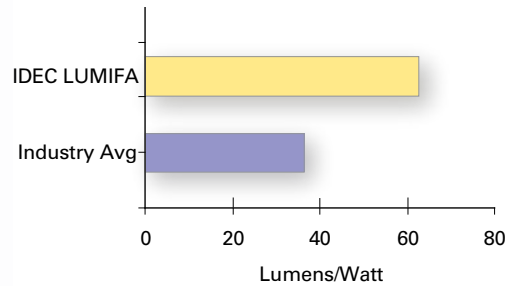
For over two decades, IDEC has been producing LEDs for applications requiring indicator lights and signaling towers. In 1999, IDEC received an award for Excellence in Energy Conservation Equipment for LED display development. Now, new LUMIFA LED light strips represent the future of brighter, longer-lasting and environmentally-friendly lighting sources. LUMIFA series offers:

- **Bright:** 65.3 Lumens/Watt (LUMIFA Series average)
- **Long Lasting:** 70% of Initial Luminance at 50,000 Hrs
- **Efficient:** 1/3 the energy of Fluorescent Tubes
- **Compact:** Width as narrow as 27.5mm
- **Safe:** RoHS Compliant, IP67f degree of protection (dust, water and oil tight)
- **Variety of Colors:** Cool White, Warm White, Red, and Yellow

800.262.IDEC

Brightest in the Industry

Our innovative Heat Dissipation Technology integrated with our core LED design enables IDEC LUMIFA light strips to emit only the highest quality light. The LUMIFA series is brightest in the industry, producing an average of 65.3 Lumens/Watt.

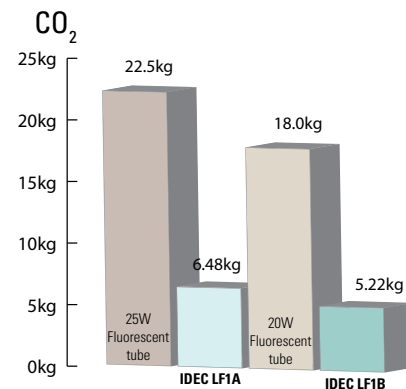


Heat Dissipation Technology

In a LED, only 20% of the energy converts into light while 80% is lost in the form of heat. For that reason, proper heat management is critical. IDEC Heat Dissipation Technology (patent pending) uses dissipation pins to transfer heat generated in the LED chip to a heat dissipation plate. This minimizes the buildup of heat in the LED element and results in a longer-lasting LED.

Environmentally-friendly

LUMIFA LEDs are made from non-toxic materials and produce 71% less CO₂ emissions compared with a 20W/25W fluorescent tube. LUMIFA are also ideal for green applications such as solar panels, which have a low power requirement and can't support the energy necessary for fluorescent bulbs.

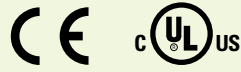






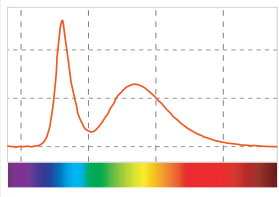
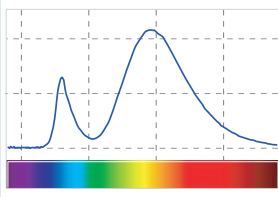
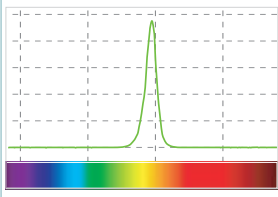
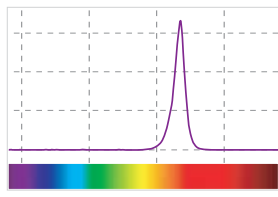
LUMIFA LF1A

LF1A Series (IP40)

LF1A LED strips use super-bright multi-chip LEDs providing illumination equivalent to a 25W fluorescent lamp, while consuming only one-third the power. They come in a thin housing available in three sizes with four color configurations: cool white (5500K), warm white (2800K), yellow (590nm) and red (625nm).

- Brightness: 66.6 Lumens/Watt
- Energy saving: One-third of fluorescent lamps
- Long life: 40,000 Hrs (Half-life)
- UL Listed
- RoHS Compliant



Color	Cool White	Warm White	Yellow	Red
Part No.	LF1A-*-2THWW6	LF1A-*-2TLWW6	LF1A-*-2SHY8	LF1A-*-2SHR8
Appearance				
Spectrum				

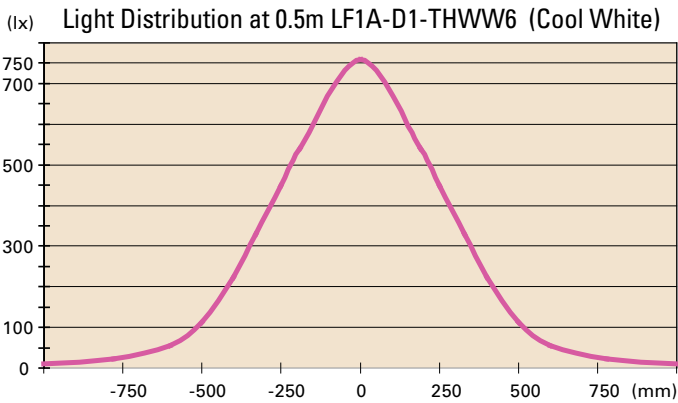
LF1A Series LED Optical Specifications

Part No.	LF1A-*-2THWW6	LF1A-*-2TLWW6	LF1A-*-2SHY8	LF1A-*-2SHR8
Illumination Color	Cool White	Warm White	Yellow	Red
Luminous Intensity (Single LED module)	6000mcd	4000mcd	4000mcd	2500mcd
Color Temperature / Dominant Wavelength	5500K	2800K	590nm	625nm
Reference Illuminance at 0.5m	LED Array 3 x 2	190lx	130lx	85lx
	LED Array 6 x 2	380lx	260lx	170lx
	LED Array 12 x 2	760lx	520lx	340lx

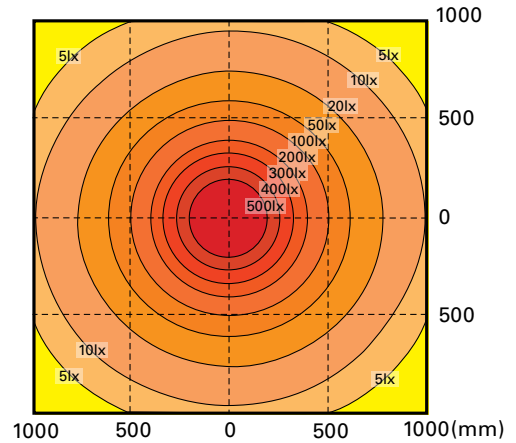
LF1A Series General Specifications

Part No.	LF1A-*-2THWW6	LF1A-*-2TLWW6	LF1A-*-2SHY8	LF1A-*-2SHR8
Rated Voltage	24V DC (non-polarized)			
Input Current (at rated voltage)	LED Array 3 x 2	75mA		90mA
	LED Array 6 x 2	150mA		180mA
	LED Array 12 x 2	300mA		360mA
Rated Power (at rated voltage)	LED Array 3 x 2	1.8W		2.2W
	LED Array 6 x 2	3.6W		4.4W
	LED Array 12 x 2	7.2W		8.7W

*LED Array A1 = 3x2, B1 = 6x2, D1 = 12x2



Illuminance Chart LF1A-D1-2THWW6



LF1A-D2F Series (IP67f)



An internal waterproof gasket and transparent panel with thick reinforced glass make LF1A-D2F LED light strips perfect for use in a manufacturing line or outdoors where they might be immersed or sprayed with water or oil. These light strips are IP67f rated as water, dust and oil resistant.

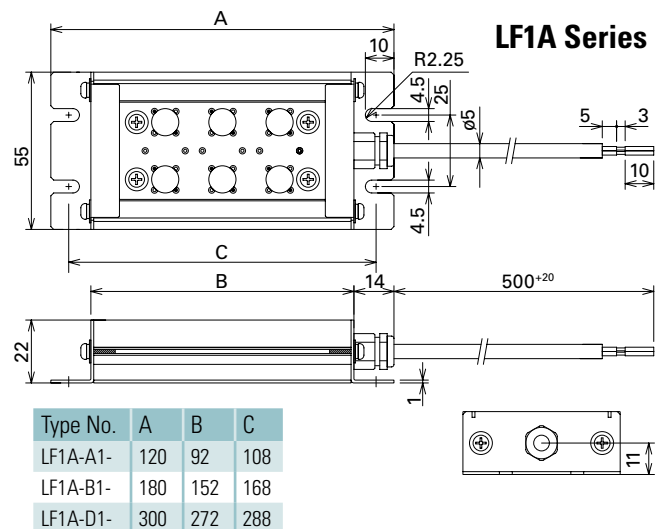
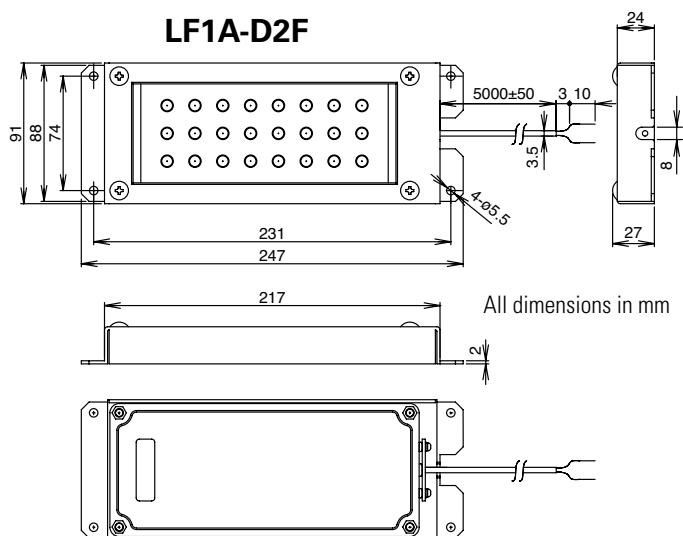
Note: LF1A-D2F is not UL Listed

LF1A-D2F LED Optical Specifications

Illumination Color	Cool White
Chromaticity Coordinate Value	X: 0.33, Y: 0.33
Luminous Intensity	6000mcd
Color Temperature	5500K
Reference Illuminance at 500mm	600lx

LF1A-D2F General Specifications

Rated Voltage	24V DC (non-polarized)
Input Current	300mA (at rated voltage)
Rated Power	7.2W (at rated voltage)
Half Life	40,000 Hours











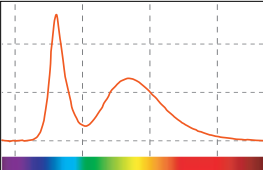
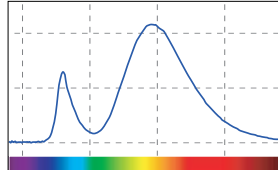
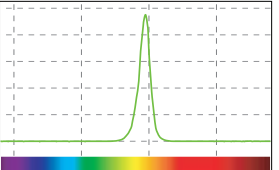
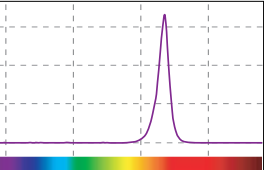
LUMIFA LF1B

LF1B Series (IP54)

LF1B miniature LED light strips are enclosed in a thin light strip, and are available in four sizes with a choice of two covers (clear or white).

- Brightness: 62.5 Lumens/Watt
- Space saving: Width 27.5mm; Thickness 16mm
- Four lengths to choose from
- Long life: 70% of initial luminance at 40,000 Hrs
- UL Listed
- RoHS Compliant



Color	Cool White	Warm White	Yellow	Red
Appearance	Clear Cover LF1B-*3S-2THWW4 	LF1B-*3S-2TLWW4 	LF1B-*3S-SHY6 	LF1B-*3S-SHR6 
	White Cover LF1B-*4S-2THWW4 	LF1B-*4S-2TLWW4 	LF1B-*4S-SHY6 	LF1B-*4S-SHR6 
Spectrum				

LF1B LED Optical Specifications

Color	Cool White	Warm White	Yellow	Red
Luminous Intensity (Single LED module)	5000mcd	4500mcd	2300mcd	1800mcd
Color Temperature /Dominant Wavelength	5500K	2800K	590nm	625nm
Reference Illuminance at 0.5m (clear cover)	LED Array 3 x 1	90lx	60lx	20lx
	LED Array 6 x 1	170lx	110lx	40lx
	LED Array 12 x 1	330lx	200lx	75lx
	LED Array 24 x 1	560lx	350lx	125lx

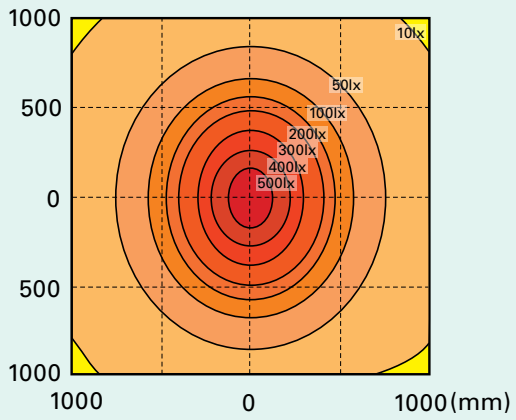
*LED Array A = 3 x 1, B = 6 x 1, C = 12 x 1, D = 24 x 1

LF1B Series General Specifications

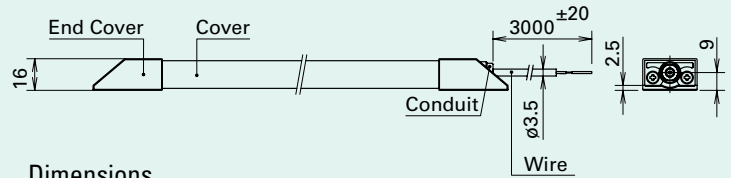
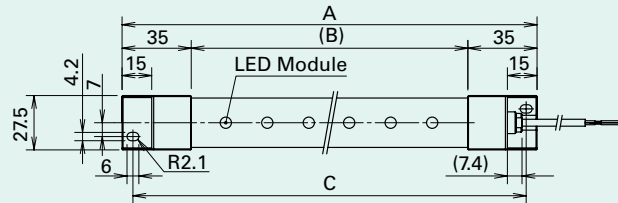
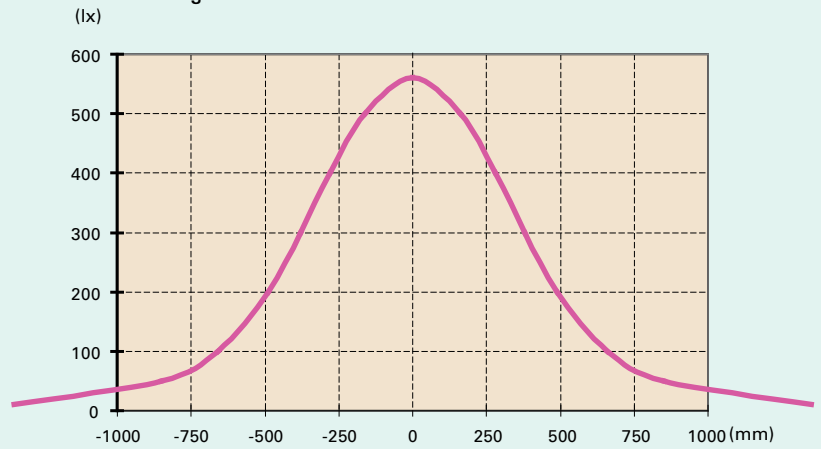
Part No.	LF1B-A (LED Array 3x1)	LF1B-B (LED Array 6x1)	LF1B-C (LED Array 12x1)	LF1B-D (LED Array 24x1)
Rated Voltage	24V DC (non-polarized)			
Input Current (at the rated voltage)	30mA	60mA	120mA	240mA
Rated Power (at the rated voltage)	0.8W	1.5W	2.9W	5.8W
Vibration Resistance	Frequency: 5 to 55 Hz, Amplitude: 0.5mm			



Illuminance Chart LF1B-D3S-2THWW4 (Cool White)



Light Distribution at 0.5m LF1B-D3S-2THWW4



Dimensions

Model	A	B	C
LF1B-A	134	64	123
LF1B-B	210	140	199
LF1B-C	330	260	319
LF1B-D	580	510	569

All dimensions in mm



800.262.IDEC

LUMIFA LF1D

LF1D Series (IP67, IP67f)

LF1D LED units are the brightest in their class with the ability to target illumination with accuracy and making them ideal for machine tools. Offered as a wide or slim-type, these LED units provide high brilliance at the center and periphery.


- Brightness: Slim: 66.6 Lumens/Watt
Wide: 67.2 Lumens/Watt
- Life: 70% of initial luminance at 50,000 Hrs
- IP67 (Polycarbonate lens) or IP67f (Reinforced glass lens)
- UL Pending
- RoHS Compliant



LF1D LED Optical Specifications

Type	Slim	Wide
Illumination Color	Cool White	
Total Luminous Flux	600lm	840lm
Color Temperature	5700K	
Reference Illuminance at 1.0m	1100lx	

LED modules and illumination units may vary in illumination colors and illuminance. Luminous flux, color temperature, and illuminance shown in the above are typical values.




LF1D General Specifications

Type	Slim	Wide
Rated Voltage	24V DC	
Voltage Range	21.6 to 26.4V DC	
Rated Power (typ.)	9W	12.5W
Dielectric Strength	1000V AC, 50/60Hz, 1 minute	
Vibration Resistance (damage limits)	Frequency 5 to 55Hz, amplitude 0.5mm	
Shock Resistance (damage limits)	1000m/s ²	
Life (Note 1)	50,000 hours (The illumination duration in which the illuminance maintains a minimum of 70% of the initial value at 25°C.)	
Material	Housing: Diecast aluminum Front cover: Stainless steel Lens: Reinforced glass or polycarbonate (Note 2)	

Note 1: LED life depends on the operating environment.

Note 2: The reinforced glass and polycarbonate lenses have the same appearance, but have different degrees of protection (IP67f or IP67).



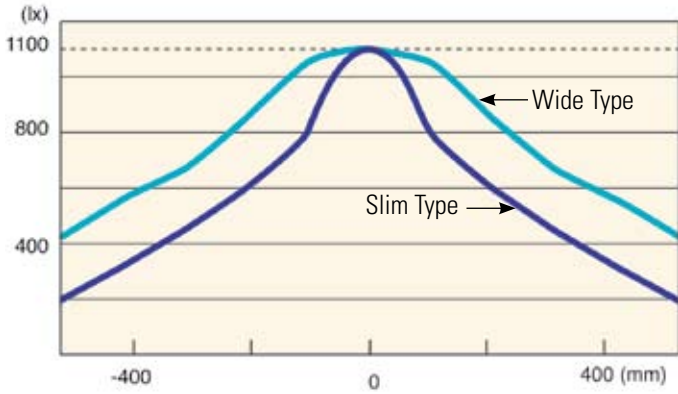
Two Cable Options

1. Side connection (as shown).
2. Back connection (cable connection at back of unit).

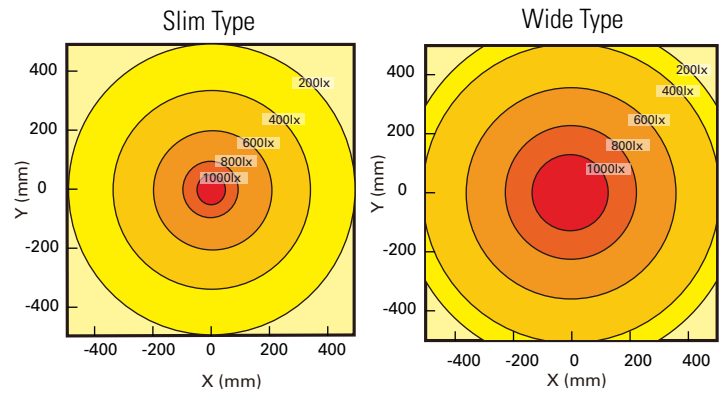
Spring-Clamp Terminal Blocks

Removable direct plug-in terminal block and spring clamp connections ensure a high-quality connection, making it easy to install or replace the LED illumination unit.

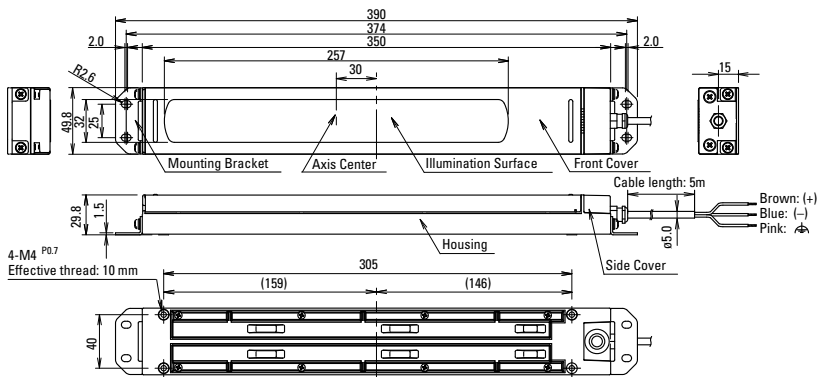
Light Distribution at 1.0m LF1D



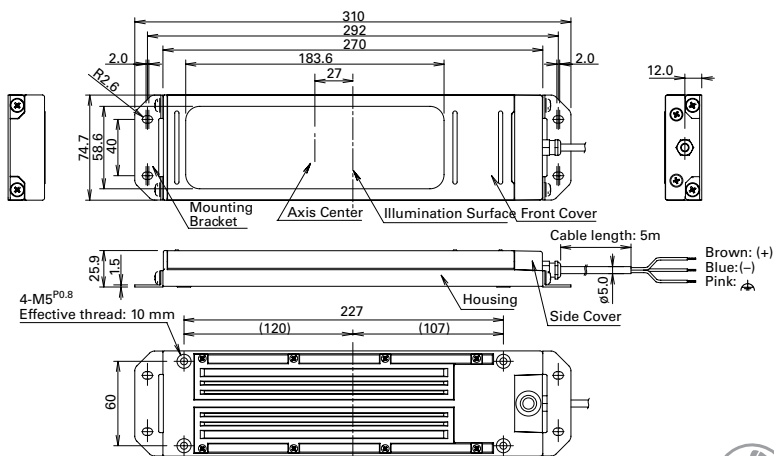
Illuminance Chart



LF1D Slim Type



LF1D Wide Type



All dimensions in mm

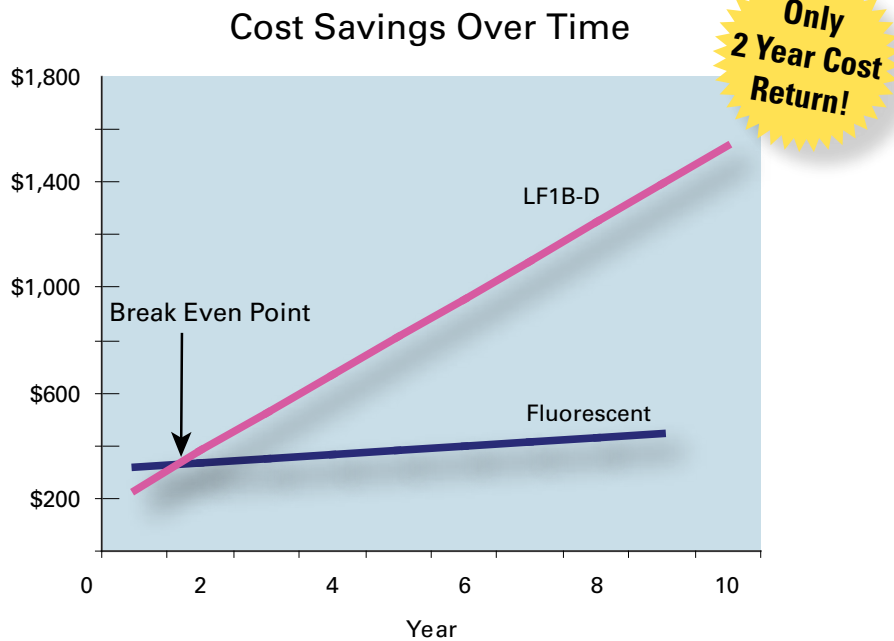
800.262.IDEC



Cost Savings Over Time

LUMIFA versus Fluorescent

The following chart shows a comparison of cost savings year-by-year. As you can see, the break even point for LUMIFA light strips compared with fluorescent bulbs is approximately 2 years. That means in just two years time, you will be saving money by using a Lumifa light strip instead of a fluorescent bulb.



Note: This data assumes a single light source used 8 hours/day, 5 days/week, annually with electricity costs of \$0.10 per KWh (based on average California cost). Other variables, such as machine vibration, can cause the fluorescent tube to need to be changed twice a year. This adds the cost of an electrician's labor; time and cost to shutdown the machine; and cost of the replacement tube. However, as LUMIFA lasts for 40,000 Hrs (half-life) and is resistant to machine vibration; no replacement is needed.






Applications:

- Machine Tool Manufacturing
- Control Panel Lighting
- Printing Machines
- Food Processing Equipment
- Semiconductor Manufacturing
- Commercial Laundry Equipment Manufacturing
- Food Display Lighting
- Retail Store Displays

Choose Your LUMIFA



Color	IP Rating	Lens/Cover	Lumifa Unit Length LED Array (Column x Row)	Part Number	
 <p>Cool white (Color Temp Range: 5500K - 5700K)</p>	IP40	Clear	120mm (3 x 2)	LF1A-A1-2THWW6	
			180mm (6 x 2)	LF1A-B1-2THWW6	
			300mm (12 x 2)	LF1A-D1-2THWW6	
	IP54	Clear	134mm (3 x 1)	LF1B-A3S-2THWW4	
			210mm (6 x 1)	LF1B-B3S-2THWW4	
			330mm (12 x 1)	LF1B-C3S-2THWW4	
		White	580mm (24 x 1)	LF1B-D3S-2THWW4	
			134mm (3 x 1)	LF1B-A4S-2THWW4	
			210mm (6 x 1)	LF1B-B4S-2THWW4	
	IP67	Polycarbonate	330mm (12 x 1)	LF1B-C4S-2THWW4	
			580mm (24 x 1)	LF1B-D4S-2THWW4	
	IP67f	Reinforced Glass	390mm (10 x 1)	LF1D-E3G-2W*	
			310mm (7 x 2)	LF1D-F3G-2W*	
	 <p>Warm white (Color Temp: 2800K)</p>	IP40	Clear	390mm (10 x 1)	LF1D-E2F-2W*
310mm (7 x 2)				LF1D-F2F-2W*	
247mm (8 x 3)				LF1A-D2F-2THWW6	
IP54		Clear	120mm (3 x 2)	LF1A-A1-2TLWW6	
			180mm (6 x 2)	LF1A-B1-2TLWW6	
			300mm (12 x 2)	LF1A-D1-2TLWW6	
		White	134mm (3 x 1)	LF1B-A3S-2TLWW4	
			210mm (6 x 1)	LF1B-B3S-2TLWW4	
			330mm (12 x 1)	LF1B-C3S-2TLWW4	
IP54		Clear	580mm (24 x 1)	LF1B-D3S-2TLWW4	
			134mm (3 x 1)	LF1B-A4S-2TLWW4	
			210mm (6 x 1)	LF1B-B4S-2TLWW4	
		White	330mm (12 x 1)	LF1B-C4S-2TLWW4	
			580mm (24 x 1)	LF1B-D4S-2TLWW4	
 <p>Yellow (Dominant Wavelength: 590nm)</p>	IP40	Clear	120mm (3 x 2)	LF1A-A1-2SHY8	
			180mm (6 x 2)	LF1A-B1-2SHY8	
			300mm (12 x 2)	LF1A-D1-2SHY8	
	IP54	Clear	134mm (3 x 1)	LF1B-A3S-2SHY6	
			210mm (6 x 1)	LF1B-B3S-2SHY6	
			330mm (12 x 1)	LF1B-C3S-2SHY6	
		White	580mm (24 x 1)	LF1B-D3S-2SHY6	
			134mm (3 x 1)	LF1B-A4S-2SHY6	
			210mm (6 x 1)	LF1B-B4S-2SHY6	
	IP54	Clear	330mm (12 x 1)	LF1B-C4S-2SHY6	
			580mm (24 x 1)	LF1B-D4S-2SHY6	
			120mm (3 x 2)	LF1A-A1-2SHR8	
		IP40	Clear	180mm (6 x 2)	LF1A-B1-2SHR8
				300mm (12 x 2)	LF1A-D1-2SHR8
IP54	Clear	134mm (3 x 1)	LF1B-A3S-2SHR6		
		210mm (6 x 1)	LF1B-B3S-2SHR6		
		330mm (12 x 1)	LF1B-C3S-2SHR6		
	White	580mm (24 x 1)	LF1B-D3S-2SHR6		
		134mm (3 x 1)	LF1B-A4S-2SHR6		
		210mm (6 x 1)	LF1B-B4S-2SHR6		
IP54	White	330mm (12 x 1)	LF1B-C4S-2SHR6		
		580mm (24 x 1)	LF1B-D4S-2SHR6		

800.262.IDEC

- *To order LF1D installed with:
- Cable gland, mounting bracket and cable (side connection), add "-A" to the part number. Eg: LF1D-F2F-2W becomes LF1D-F2F-2W-A.
 - Back cable connection option, add "-200" to the part number. Eg: LF1D-F2F-2W becomes LF1D-F2F-2W-200.
 - Cable gland, mounting bracket and cable (back connection) add "-451" to the part number. Eg: LF1D-F2F-2W-451.

Accessories

	Part No.	Compatible Unit	Material	Note
	Mounting Bracket LF9Z-1MB1	LF1B-A, -B and -C (-D not applicable)		
	Mounting Bracket LF9Z-1MA1	LF1A-A, -B and -D		
	Mounting Bracket LF9Z-1MAD1	LF1A-D2F	Stainless Steel	1 pair Left and Right
	Mounting Bracket LF9Z-B12	LF1D (Wide Type)		
	Mounting Bracket LF9Z-B11	LF1D (Slim Type)		
	Cable Gland LF9Z-A11	LF1D	Brass	M8, applicable wire size (10-12 AWG)
	Cable LF9Z-C05	LF1D	PVC	Length: 5m

Support Information

IDEC LED Illumination
www.IDEC.com/usa/LED

Technical support:
support@IDEC.com

800-262-IDECE
www.IDEC.com/usa

IDECE *Think Automation and beyond...*



FSC registration

www.IDEC.com

USA
IDECE Corporation
Tel: (408) 747-0550
opencontact@IDEC.com

Canada
IDECE Canada Ltd.
Tel: (905) 890-8561
sales@ca.IDEC.com

Australia
IDECE Australia Pty. Ltd.
Tel: +61-3-9763-3244
sales@au.IDEC.com

Japan
IDECE Corporation
Tel: +81-6-6398-2571
products@IDEC.co.jp

United Kingdom
IDECE Electronics Ltd.
Tel: +44-1256-321000
sales@uk.IDEC.com

Germany
IDECE Elektrotechnik GmbH
Tel: +49-40-253054-0
service@IDEC.de

Hong Kong
IDECE (H.K.) Co., Ltd.
Tel: +852-2803-8989
info@hk.IDEC.com

China/Beijing
IDECE (Beijing) Corporation
Tel: +86-10-6581-6131
idec@cn.IDEC.com

China/Shanghai
IDECE (Shanghai) Corporation
Tel: +86-21-5353-1000
idec@cn.IDEC.com

China/Shenzhen
IDECE (Shenzhen) Corporation
Tel: +86-755-8356-2977

Singapore
IDECE Asia Pte. Ltd.
Tel: +65-6746-1155
info@sg.IDEC.com

Taiwan
IDECE Taiwan Corporation
Tel: +886-2-2698-3929
service@tw.IDEC.com

©2009 IDECE Corporation. All Rights Reserved.
Catalog No. LF9Y-B100-0 5/09 15K

Specifications and other descriptions in this catalog are subject to change without notice.

mhtmlmain:

7/28/10 4:27 PM

Phone: 817-595-8572 (77572)
Fax: 817-595-6470 (77470)
Web: <http://www.alliedelec.com>



Please consider the environment before printing this email

From: Juanita Westover [mailto:juanita@idec.com]
Sent: Wednesday, July 28, 2010 3:13 PM
To: Kent Kern
Cc: Tomoko Okada Noya; Mike Suzuki; Vishal Kalia
Subject: Re: Allied catalog page 891 &1249

Hi Kent,

According to our Product Manager that accessory originally was thought not to work with the LF1B-D models, but when we tested it, it does work so we don't need the note (actually the † should also be removed from the table as well.

Thanks,

Juanita

Juanita Westover
IDEC Corporation
Marketing Communication Department
Ph: 408-745-5257
Fax: 408-745-5258
www.idec.com

Think Automation and beyond...

On Jul 28, 2010, at 12:39 PM, Kent Kern wrote:

mhtmlmain:

Page 2 of 6

mhtmlmain:

7/28/10 4:27 PM

Juanita,

Was wondering why you are removing that footnote? Because that was taken direct from you spec sheet.

Kent Kern
Product Manager
Allied Electronics

Kent Kern | **Allied Electronics**
Product Manager
Ft. Worth, TX

Phone: 817-595-8572 (77572)
Fax: 817-595-6470 (77470)
Web: <http://www.alliedelec.com>



Please consider the environment before printing this email

From: Juanita Westover [<mailto:juanita@idec.com>]
Sent: Wednesday, July 28, 2010 11:50 AM
To: Kent Kern
Cc: Tomoko Okada Noya; Mike Suzuki; Vishal Kalia
Subject: Re: Allied catalog page 891 &1249

Hi Kent,

mhtmlmain:

Page 3 of 6

LED Spider Lights

Stock No.	Mfr.'s Type	Lens Shape	Lens Color	EACH
814-1228	LH1D-D2HQ4C10-A	Dome	Amber	60.00
814-1229	LH1D-D2HQ4C10-G	Dome	Green	60.00
814-1230	LH1D-D2HQ4C10-RG	Dome	Alt: Red-Green	70.00
814-1231	LH1D-D2HQ4C10-PW	Dome	Cool White	60.00
814-1232	LH1D-D2HQ4C10-R	Dome	Red	60.00
814-1233	LH1D-D2HQ4C10-S	Dome	Blue	60.00
814-1234	LH1D-D2HQ4C10-W	Dome	Warm White	60.00
814-1235	LH1D-D2HQ4C10-Y	Dome	Yellow	60.00
814-1236	LH1D-H2HQ4C10-A	Flat	Amber	65.00
814-1237	LH1D-H2HQ4C10-G	Flat	Green	65.00
814-1238	LH1D-H2HQ4C10-RG	Flat	Alt: Red-Green	75.00
814-1239	LH1D-H2HQ4C10-PW	Flat	Cool White	65.00
814-1240	LH1D-H2HQ4C10-R	Flat	Red	65.00
814-1241	LH1D-H2HQ4C10-S	Flat	Blue	65.00
814-1242	LH1D-H2HQ4C10-W	Flat	Warm White	65.00
814-1243	LH1D-H2HQ4C10-Y	Flat	Yellow	65.00



LH1D-D2HQ4C10-A



LH1D-H2HQ4C10-G

- ▶ Direct Screw Mounting on Panel Surfaces, Aluminum Frames and Walls
- ▶ Slim Design Well Suited for Installation in Small Spaces
- ▶ 1 m Wiring Cable Standard, 3 m and 5 m Cables Available
- ▶ 24 VAC/VDC and IP67 (IEC60529) Rated
- ▶ Excellent Visibility from the Front and Side
- ▶ Legends and Symbols Can Be Printed on Marking Film for Flat Type
- ▶ Red/Green Two-Color Alternate Illumination Available
- ▶ NEMA Type 4X



LED Machine Lights

LF1A Series (IP40)



LF1A-A1-2SHR8



LF1A-B1-2TLWW6



LF1A-B1-2SHY8



LF1A-D1-2THWW6

- ▶ Brightness: 66.6 Lumens/Watt
- ▶ Long Life: 40,000 Hrs. (Half Life)

- ▶ Energy Savings: 1/3 of Fluorescent Lamps
- ▶ UL Listed

Stock No.	Mfr.'s Type	Length (mm)	LED	Power Rating (W) @ 24 VDC	Color	EACH
814-1176	LF1A-A1-2THWW6	120	3 × 2 rows	1.8	Cool White	180.00
814-1177	LF1A-A1-2TLWW6	120	3 × 2 rows	1.8	Warm White	180.00
814-1175	LF1A-A1-2SHY8	120	3 × 2 rows	2.2	Yellow	180.00
814-1174	LF1A-A1-2SHR8	120	3 × 2 rows	2.2	Red	180.00
814-1180	LF1A-B1-2THWW6	180	6 × 2 rows	3.6	Cool White	260.00
814-1181	LF1A-B1-2TLWW6	180	6 × 2 rows	3.6	Warm White	260.00
814-1179	LF1A-B1-2SHY8	180	6 × 2 rows	4.4	Yellow	260.00
814-1178	LF1A-B1-2SHR8	180	6 × 2 rows	4.4	Red	260.00
814-1184	LF1A-D1-2THWW6	300	12 × 2 rows	7.2	Cool White	390.00
814-1185	LF1A-D1-2TLWW6	300	12 × 2 rows	7.2	Warm White	390.00
814-1183	LF1A-D1-2SHY8	300	12 × 2 rows	8.7	Yellow	390.00
814-1182	LF1A-D1-2SHR8	300	12 × 2 rows	8.7	Red	390.00

LF1A-D2F Series (IP67)*



LF1A-D2F-2THWW6

814-1186	LF1A-D2F-2THWW6	247	8 × 3 rows	7.2	Cool White	650.00
----------	-----------------	-----	------------	-----	------------	--------


*LF1A-D2F is not UL Listed.

Accessories (LF1A, LF1B and LF1D Series)

Stock No.	Mfr.'s Type	Description	EACH
814-1195	LF9Z-1MA1*	Mounting Bracket — LF1A Series	47.00
814-1196	LF9Z-1MAD1*	Mounting Bracket — LF1A-D2F Series	55.00
814-1197	LF9Z-1MB1*	Mounting Bracket — LF1B Series†	39.00
814-1319	LF9Z-B11*	Mounting Bracket — LF1D Series Slim Type (10 × 1)	15.00
814-1320	LF9Z-B12*	Mounting Bracket — LF1D Series Wide Type (7 × 2)	15.00
814-1321	LF9Z-C05	Cable — LF1D Length 5 meters	30.00
814-1322	LF9Z-A11	Cable Gland M8 — LF1D Series	25.00

*Comes as a pair (Left and Right). †Not applicable for LF1B-D.

LF1B Series (IP54)



- ▶ Brightness: 62.5 Lumens/Watt
- ▶ Long life: 70% of initial luminance at 40,000 Hrs
- ▶ Space Savings: Width 27.5 mm, Thickness 16 mm
- ▶ UL Listed

Stock No.	Mfr.'s Type	Length (mm)	LED	Power Rating (W) @ 24 VDC	Color	EACH
814-1187	LF1B-A3S-2THWW4	134	3 × 1 row	0.8	Cool White	90.00
814-1188	LF1B-A4S-2THWW4	134	3 × 1 row	0.8	Cool White	90.00
814-1189	LF1B-B3S-2THWW4	210	6 × 1 row	1.5	Cool White	120.00
814-1190	LF1B-B4S-2THWW4	210	6 × 1 row	1.5	Cool White	120.00
814-1191	LF1B-C3S-2THWW4	330	12 × 1 row	2.9	Cool White	180.00
814-1192	LF1B-C4S-2THWW4	330	12 × 1 row	2.9	Cool White	180.00
814-1193	LF1B-D3S-2THWW4	580	24 × 1 row	5.8	Cool White	300.00
814-1194	LF1B-D4S-2THWW4	580	24 × 1 row	5.8	Cool White	300.00
814-1276	LF1B-A3S-2TLWW4	134	3 × 1 row	0.8	Warm White	90.00
814-1280	LF1B-A4S-2TLWW4	134	3 × 1 row	0.8	Warm White	90.00
814-1281	LF1B-B3S-2TLWW4	210	6 × 1 row	1.5	Warm White	120.00
814-1282	LF1B-B4S-2TLWW4	210	6 × 1 row	1.5	Warm White	120.00
814-1283	LF1B-C3S-2TLWW4	330	12 × 1 row	2.9	Warm White	180.00
814-1284	LF1B-C4S-2TLWW4	330	12 × 1 row	2.9	Warm White	180.00
814-1285	LF1B-D3S-2TLWW4	580	24 × 1 row	5.8	Warm White	300.00
814-1286	LF1B-D4S-2TLWW4	580	24 × 1 row	5.8	Warm White	300.00
814-1287	LF1B-A3S-2SHY6	134	3 × 1 row	0.8	Yellow	90.00
814-1288	LF1B-A4S-2SHY6	134	3 × 1 row	0.8	Yellow	90.00
814-1289	LF1B-B3S-2SHY6	210	6 × 1 row	1.5	Yellow	120.00
814-1290	LF1B-B4S-2SHY6	210	6 × 1 row	1.5	Yellow	120.00
814-1291	LF1B-C3S-2SHY6	330	12 × 1 row	2.9	Yellow	180.00
814-1292	LF1B-C4S-2SHY6	330	12 × 1 row	2.9	Yellow	180.00
814-1293	LF1B-D3S-2SHY6	580	24 × 1 row	5.8	Yellow	300.00
814-1294	LF1B-D4S-2SHY6	580	24 × 1 row	5.8	Yellow	300.00
814-1295	LF1B-A3S-2SHR6	134	3 × 1 row	0.8	Red	90.00
814-1296	LF1B-A4S-2SHR6	134	3 × 1 row	0.8	Red	90.00
814-1297	LF1B-B3S-2SHR6	210	6 × 1 row	1.5	Red	120.00
814-1298	LF1B-B4S-2SHR6	210	6 × 1 row	1.5	Red	120.00
814-1299	LF1B-C3S-2SHR6	330	12 × 1 row	2.9	Red	180.00
814-1300	LF1B-C4S-2SHR6	330	12 × 1 row	2.9	Red	180.00
814-1301	LF1B-D3S-2SHR6	580	24 × 1 row	5.8	Red	300.00
814-1302	LF1B-D4S-2SHR6	580	24 × 1 row	5.8	Red	300.00

LF1D Series (IP67)



LF1D-E2F-2W



LF1D-F2F-2W

- ▶ Brightness — Slim: 66.6 Lumens/Watt, Wide: 67.2 Lumens/Watt
- ▶ Life: 70% of Initial Luminance at 50,000 Hrs
- ▶ IP67 (Polycarbonate Lens) or IP67† (Reinforced Glass Lens)
- ▶ Type 4/4X/13 Rated (Rated for Wet Locations Also)

Stock No.	Mfr.'s Type	Length (mm)	LED	Power Rating (W) @ 24 VDC	Color	EACH
814-1307	LF1D-E3G-2W	350	10 × 1 row	9.0	Cool White	395.00
814-1308	LF1D-E3G-2W-200	350	10 × 1 row	9.0	Cool White	395.00
814-1309	LF1D-E3G-2W-A	390	10 × 1 row	9.0	Cool White	465.00
814-1310	LF1D-E3G-2W-451	390	10 × 1 row	9.0	Cool White	465.00
814-1315	LF1D-F3G-2W	270	7 × 2 rows	12.5	Cool White	495.00
814-1316	LF1D-F3G-2W-200	270	7 × 2 rows	12.5	Cool White	495.00
814-1317	LF1D-F3G-2W-A	310	7 × 2 rows	12.5	Cool White	565.00
814-1318	LF1D-F3G-2W-451	310	7 × 2 rows	12.5	Cool White	565.00

LF1D Series (IP67†)

814-1303	LF1D-E2F-2W	350	10 × 1 row	9.0	Cool White	395.00
814-1304	LF1D-E2F-2W-200	350	10 × 1 row	9.0	Cool White	395.00
814-1305	LF1D-E2F-2W-A	390	10 × 1 row	9.0	Cool White	465.00
814-1306	LF1D-E2F-2W-451	390	10 × 1 row	9.0	Cool White	465.00
814-1311	LF1D-F2F-2W	270	7 × 2 rows	12.5	Cool White	495.00
814-1312	LF1D-F2F-2W-200	270	7 × 2 rows	12.5	Cool White	495.00
814-1313	LF1D-F2F-2W-A	310	7 × 2 rows	12.5	Cool White	565.00
814-1314	LF1D-F2F-2W-451	310	7 × 2 rows	12.5	Cool White	565.00