

- Back**
- o PushPull Power
 - o Flat Cable Connectors SEK
 - o *har-mik*®
 - o D-Sub
 - o InduCom

● **Applications**

Product details

09 02 264 6821 Backplane connector

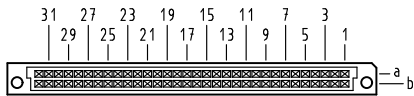
Type	Type B
Standard/Inverse	Standard
Contact gender	Female contacts
Size	Whole size
Number of contacts	64 poles
Contact arrangement	Rows a and b
Termination	Straight wrap posts
Termination length	13.0 mm
Performance Class	Performance level 2 as per IEC 60603-2
Contacts	with contacts
Terminal finish	nickel-plated
Current	2 A max.
Clearance/ Creepage	1.2 / 1.2 mm min.
RoHS compliant	Yes

Inquiry

Available Downloads

Alle Rechte vorbehalten. All rights reserved.

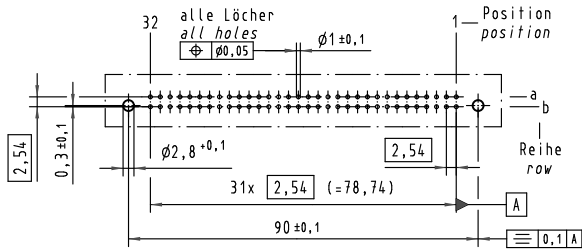
X
Kontaktanordnung
contact arrangement



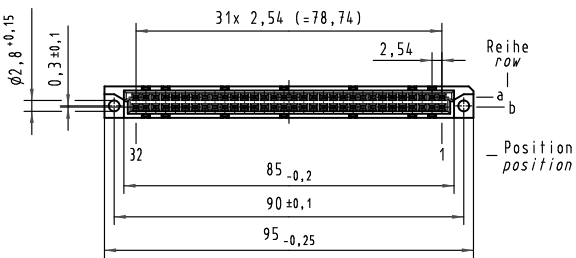
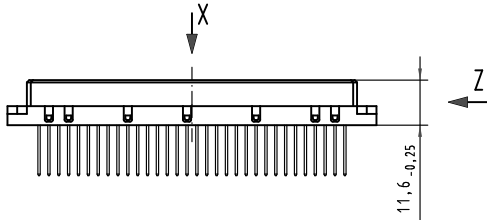
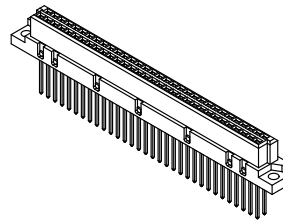
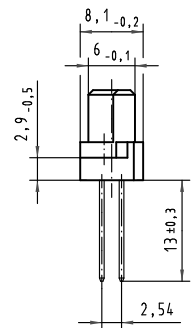
64 Signal Kontakte
64 signal contacts

- ☒ = Kontaktposition belegt
= position with contact
- ☐ = Kontaktposition nicht belegt
= position without contact

X
(Lochbild)
(board drillings)



Z
2:1



09 02 264 6821	2	Au über/over Ni
Bestell-Nr. part-no.	Anforderungsstufe nach IEC performance level acc. to IEC	Kontaktoberfläche contact plating

All Dimensions in mm Original Size DIN A 3			Techn. Character.			Nicht tolerierte Maß/Free size Tolerances IEC 60603-2		
						Bauform B Federleiste, WW 13, 64 pol. type B female connector, WW 13, 64 pol.		
						Maßstab/Scale 1:1 (2:1)		
34650	25.10.07	Hage.				TB 09 02 264 x821 Blatt/page		
26962	24.01.00	Rie.	HARTING Electronics GmbH & Co. KG D-32339 ESPELKAMP			Sub.		
26091								
Mod.	Dat.	Name						