


Specifications																	
Model Name	CLA1S-□			CLA2S-□			CLA3S-□			CLA6S-□		CLA9S-□		CLA12S-□		CLA15S-□	
	CD	CN	Y	CD	CN	Y	CD	CN	Y	CD	CN	CD	CN	CD	CN	CD	CN
Color Code	Daylight	Natural White	Yellow	Daylight	Natural White	Daylight	Natural White	Daylight	Natural White	Daylight	Natural White	Daylight	Natural White	Daylight	Natural White	Daylight	Natural White
Luminous Color	6800K	4800K	—	6800K	4800K	6800K	4800K	—	6800K	4800K	6800K	4800K	6800K	4800K	6800K	4800K	6800K
Color Temperature	6800K	4800K	—	6800K	4800K	6800K	4800K	—	6800K	4800K	6800K	4800K	6800K	4800K	6800K	4800K	6800K
Wavelength (nm)	—	—	590	—	—	—	—	590	—	—	—	—	—	—	—	—	—
Center Radiation (30cm at 0.25m)	0.3m	—	—	—	—	—	—	—	1,425	1,425	1,525	1,525	1,600	1,600	1,625	1,625	—
	0.5m	140	140	78	270	270	400	400	220	660	650	810	810	890	890	945	945
	1.0m	35	35	20	70	70	105	105	60	200	200	280	280	340	340	385	385
Lumens (lm)	125	125	60	240	240	360	360	195	690	690	980	980	1,375	1,375	1,725	1,725	—
Rated Voltage	DC 24V (Politec)																
Operating Voltage Range	DC 24V ±10%																
Rated Current Consumption (mA±10%)	104			208			240			480		720		960		1,200	
Rated Power Consumption (W)	2.5			5.0			5.7			11.6		17.3		23.0		28.8	
Operating Temperature Range	-40°C to +60°C (RH 90% or less, no condensation)																
Main Body Material	Polycarbonate Resin (Waterproof Packing Screw Cap [®] , Silicon)																
Protection Rating	IP66/67 (IEC 60529/69K (DIN 40 050-9) (Cable Terminal not included))																
Mounting Direction	Indoor Use Any Direction																
Insulation Resistance	5MΩ or more with a DC 500V Megohmmeter																
Withstanding Voltage	AC 500V for 1 minute																
Vibration Resistance	30-4z 19.6 m/s ² Up and Down/Left to Right/ Back and Forth, each for 2 hours																
Mass	80g ±10%			130g ±10%			180g ±10%			340g ±10%		500g ±10%		660g ±10%		820g ±10%	

* The screw caps are removable. Please remove them in advance when using high-pressure water applications.



PATLITE Corporation

International Division
8-8, Matsuyamachi, Chuo-ku, Osaka, Japan 542-0067 TEL:+81-6-6763-8220 FAX:+81-6-6763-8221

PATLITE (U.S.A.) Corporation
20130 S. Western Ave., Torrance, CA 90501, U.S.A. TEL:+1-310-328-3222 FAX:+1-310-328-2676

PATLITE Europe GmbH
Am Soelchenmoos 8, D-85399 Hillbergmoos, Germany TEL:+49-811 9981 9770-0 FAX:+49-811 9981 9770-9

PATLITE (SINGAPORE) PTE LTD
No.2 Leng Kee Road, #05-01 The Hong Centre, Singapore 159588 TEL:+65-6226-1111 FAX:+65-6324-1411

PATLITE (CHINA) Corporation
Room 312, Jialing Business Building, No.87-3 Light Road, Shanghai China 200072 TEL:+86-21-6630-8969 FAX:+86-21-6630-8938

<http://www.patlite.com> E-mail: overseas@patlite.co.jp

1221A 1007 BIB/BISMA

CAUTION

To ensure correct use of these products, read the "Instruction Manual" prior to use. Failure to follow all safeguards can result in fire, electric shock, or other accidents. Specifications are subject to change without notice.




For the benefit of mankind and the earth, Patlite is committed to developing environmentally friendly products.

PATLITE[®]
New Frontiers in Safety, Security and Comfort.

PATLED[®]s

IP69K Conformity

Ultra-bright Uniform LED Illumination
Seven Different Sizes
Waterproof



Slim Waterproof Type
LED Bar Light **CLA**

IP69K Conformity



Waterproof performance which applies a jet-stream of pressurized water at a temperature of 80°C

CONCEPT

IP66 IP67 IP69K

"The LED bar light can be used in every possible environment" is a long-time idea behind the PATLITE Engineer's mind when designing the slim type LED bar light model CLA with the concept of it ending the most severe conditions for use...and now the waiting for LED lighting technology and craftsmanship has finally arrived.

High waterproof performance was already achieved but without having the energy saving ability, the environment-resistant performance not offered by the fluorescent light in any variety of production sites, nor any public or commercial establishments, etc., without impairing the general illumination performance, Performance to which a high temperature of 80°C and high pressure washing in severe environments (like the meat and food industry), demonstrates that it can be used for a variety of scenes with a peaceful easy feeling.

IP6X	IP6X	IPX6	IPX7	IPX9K
Typical Environment	Dusty Environment	Water-splash Environments	Environment Exposed to Water	High pressure washing environment
<ul style="list-style-type: none"> Control Switchboard Panel Lighting Machinery and Equipment Lighting 	<ul style="list-style-type: none"> Machining/Factory Sites Farmsteads 	<ul style="list-style-type: none"> Signboards/Working Lights Commercial Public Functionings 	<ul style="list-style-type: none"> Meat and Food Packaging/Processing Industry Beverage/Medicine Manufacturing Industry 	

Protection Rating Explanation


- IP6X- The product is placed in a dust chamber with a negative pressure state so that dust is made to float, and there is no invasion inside.
- IP6X- A water nozzle with a diameter of 12.0mm is placed at a range from 2.5 to 3.0 meters with a water velocity of 100 times per minute injected towards the test piece in all omni direction for three minutes or more without being affected by any harmful influences.
- IPX7- With the distance of 0.15 m from the top of the product to the water surface and a distance from the bottom of the product to the bottom of the tank at a distance of 1 m, it is submerged for 30 minutes with no harmful penetration.
- IPX9K- Pressure testing is performed under a control test environment within provisions including a designated time, it does not consider conditions for continuous use.

(Standard Number / IEC 60529)



IP69K (80°C Jet-stream Steam Examination)
(Standard Number / DIN 40 050-4)

Steam jet injection (80-100 bar at a temperature of 80°C) is applied at angles of 0, 30, 60, and 90 degrees at a distance from 100-150mm repeated 5 times at a duration of 30 seconds without being affected by any harmful influences.



Seamless Design All Translucent Material Easy Detachment

DESIGN

With all translucent material, it implements equal light distribution with a seamless design

By removing the surface unevenness, the light distribution balance can spread more uniformly. And with an all translucent material construction, it raises the uniformity of the luminosity more. The illumination angle fills a large 120 degree area and illuminates it uniformly from a fixed position.

Seamless Shaped Body

Backlight Illumination Example (CLA12S-CD)

Lighting Distribution Diagram

Image of wall reflection

Slide rail enables easy attachment and detachment

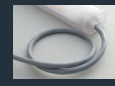



Just by attaching the bracket to a set position, the main body can easily be detached with one-touch. Moreover, even after the main body is installed on the slide rail, adjusting the right and left mount is possible. The main body can just snap firmly into the side attachment brackets with a standard mounting pitch installation.

Attachment bracket for various scenes

Standard	Option	Option	Option
SZ-310AR Rear Attachment Type (Screw Mount)	SZ-310ARM Rear Attachment Type (Magnetic Mount)	SZ-310AS Side Attachment Type (Screw Mount)	SZ-310ASB Side Attachment Type (Screw Mount)
Material: Polycarbonate Resin	Material: Polycarbonate Resin	Material: Polycarbonate Resin	Material: Polycarbonate Resin
※ Necessary Quantity CLA1S=1622 pcs, CLA9S=1524 pcs.	※ Necessary Quantity CLA1S=452 pcs, CLA9S=1524 pcs.	Matches Model CLA4AD Pitch	Matches Model CLA4A Pitch
Shining from end to end, the mounting position can be placed anywhere for the body to snap in.	With a powerful magnet, fastening onto surfaces such as steel can be attached easily.	The side attachment bracket. Designed to match the pitch to our "SZ Model," "N" and "N2".	The pitch is designed to match the "CLA-N," so replacing it with a new "CLA-30" can be easier.

Durable Cord can withstand environment conditions from -40°C to +60°C
The polyurethane sheath was used for the wire housing so that it could endure the operating temperature environmental range, the same as the housing. (It also has chemical resistance)





Cost Saving

Earth Freindly

Long Life

Low Heat

TECHNOLOGY

Highly reliable LED chips are used.

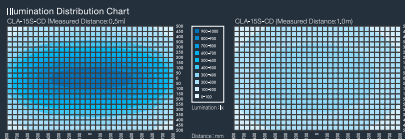
The highly reliable LED chip, which is the core of LED lighting, has nearly 10 times (about 40,000 hours) the lifespan (based on LED brightness of 70%) in comparison to the common fluorescent light, it also does not contain any mercury.



High-definition LED chip

Uniform light which subdues the glaring brightness

In comparison to an LED luminous source, we take advantage of the straight beam optical characteristic of the LED and translucent material without dropping brightness or overdoing it, but reproducing a natural light.



Shock-proof polycarbonate resin

Polycarbonate resin construction, which is a hard to break material, was adopted to endure all operating environments. In addition, the most difficult thing has been accomplished; for the body to acquire the IP65K conformity. And, unlike other LED lighting products which uses glass material, etc., we've reduced the danger of body cover breakage or from fragments mixing in goods (for the food industry, etc).



Housing: Polycarbonate Resin

Cost Saving

Energy **52.3% Less**

Based on 10 hrs, per day for 365 days

88kWh (100W/2W Fluorescent) vs 42kWh (CLA8S LED Bar Light)

Earth Freindly

CO2 Emission **51.7% Less**

Based on 10 hrs, per day for 365 days

31kg (100W/2W Fluorescent) vs 15kg (CLA8S LED Bar Light)

Long Life

Lifespan **10 times more**

4,000 (Commercial Fluorescent) vs 40,000Hrs. (CLA LED Bar Light)

Low Heat

In Comparison **34% Less**

60°C (Fluorescent (FL20SS)) vs 39.5°C (CLA LED Bar Light)

Measured 1 hr. after lighting

⑧ Based on 2008 data accumulated from the Japanese Electric Company (CO). Emissions per kWh at 0.355kg

6800K DAYLIGHT COLOR(-CD)



NATURAL WHITE COLOR(-CN) 4800K



SCENE


Factory · Plant Facilities



Equipment Manufacturer



Other



PATLED's LINEUP

Oil-resistant Light Diffused Type LED Bar Light CLT



Water-resistant Machine-Resistant Type LED Bar Light CLF



Oil-resistant Spotlight Type LED Work Light CLM

