




**AMPERITE CO.**  
 (201) 864-9503 • (800) 752-2329 • Fax: (201) 864-3955  
 E-Mail: info@amperite.com • Web site: www.amperite.com

**ADOD Series  
 Automotive Delay-On-Dropout Timer**

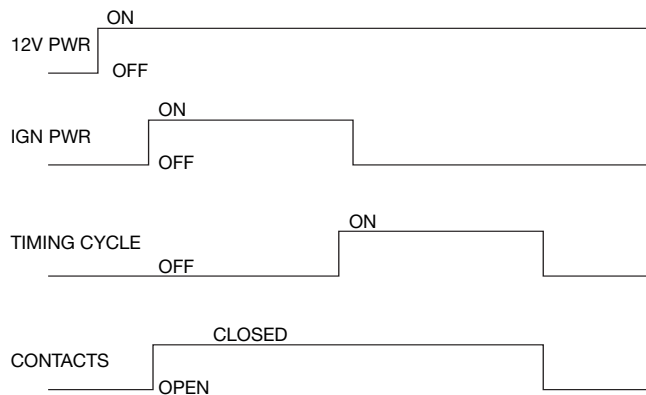
- Solid State Digital Circuitry
- Automotive Voltage Range
- Delay-On-Dropout Function
- 40 Ampere SPST Relay Contact (Form A)
- Compact Size



**TIMING MODE:**

12 volt power is applied to the relay at all times. When the ignition circuit of the vehicle is activated the relay contacts close. When the ignition circuit is turned off the timing cycle begins. At the end of the time delay the relay contacts open. Reset is accomplished by reactivating the ignition circuit of the vehicle.

**TIMING DIAGRAM:**



**TIMING SPECIFICATIONS:**

Fixed 45 minute timing cycle.  
 Other timing cycles are available.

**INPUT VOLTAGE INFORMATION:**

Vehicular voltage range: 11 to 16 volts DC.  
 Other voltages available.

**CONTACT INFORMATION:**

One SPST normally open relay contact set (Form A).

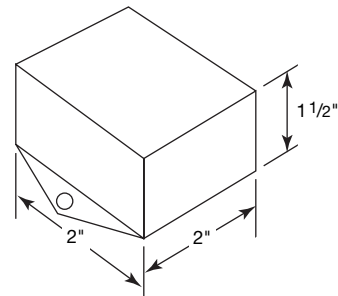
**ENVIRONMENTAL INFORMATION:**

Temperature range -40°C to +70°C (-40°F to +158°F).

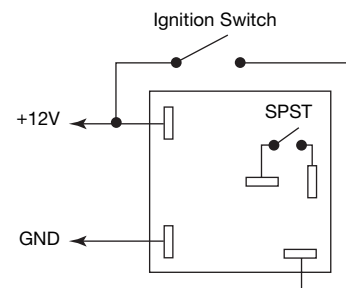
**MECHANICAL INFORMATION:**

Size 2 x 2 x 1 1/2 inch epoxy sealed plastic enclosure.  
 Two mounting tabs.

**OUTLINE DIMENSIONS:**

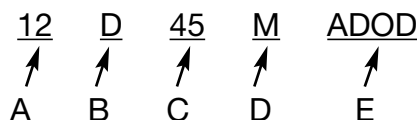


**WIRING DIAGRAM:**



**Ordering Information:**

Definition of a part number for the Amperite ADOD Series Automotive Delay-On-Dropout Timer.  
 Example:



- A: Denotes nominal input voltage: 12 volts DC. **Custom voltages available; consult factory.**
- B: Denotes type of input current required for operation: D = DC, direct current.
- C: Denotes fixed time delay. Enter number for fixed delay time required.
- D: Denotes use of seconds, minutes or hours in timing value; S = seconds, M = minutes, H = hours.
- E: Denotes Amperite ADOD Series Delay-On-Dropout automotive timer.