

# InfiniiVision 2000 X-Series Oscilloscopes

Data Sheet



Oscilloscopes redefined:  
Breakthrough technology delivers  
more scope for the same budget



**Agilent Technologies**

## Oscilloscopes redefined: Breakthrough technology delivers more scope for the same budget

### Breakthrough technology for budget conscious customers

Agilent Technologies is the fastest growing scope vendor in the market for good reason: we deploy our investments in technology to solve your measurement problems. This commitment to superior technology brings you the InfiniiVision X-Series oscilloscopes – engineered to deliver value, functionality and flexibility at prices that fit into

your existing budgets. Whether you are looking for a basic entry-level oscilloscope or a more sophisticated model to get your job done, you want the most you can get for your money. The full line of InfiniiVision X-Series oscilloscopes – 26 models – ensure that you get exactly what you need today with room to grow in the future.

### Overview of the Agilent InfiniiVision X-Series oscilloscopes

|  | InfiniiVision 2000 X-Series                                  | InfiniiVision 3000 X-Series                                  |
|--|--|--|
| Analog channels                            | 2 and 4 analog channels                                      |  |
| Digital timing channels                    | 8 on MSO models or with DSOX2MSO upgrade                     | 16 on MSO models or with DSOX3MSO upgrade                    |
| Bandwidth (upgradable)                     | 70, 100, 200 MHz   | 100, 200, 350, 500 MHz                                       |
| Sample rate                                | 1 GSa/s per channel<br>2 GSa/s half channel interleaved mode | 2 GSa/s per channel<br>4 GSa/s half channel interleaved mode |
| Memory depth                               | 100 kpts   | 2 Mpts standard, 4 Mpts optional (Option DSOX3MemUp)         |
| Waveform update rate                       | 50,000 waveforms per second                                  | 1,000,000 waveforms per second                               |
| WaveGen built-in 20 MHz function generator | Yes (Option DSOX2WAVEGEN)                                    | Yes (Option DSOX3WAVEGEN)                                    |
| Search and navigate                        | No   | Yes  |
| Serial protocol analysis                   | No   | Yes (multiple options)                                       |
| Segmented memory                           | Yes (Option DSOX2SGM)  | Yes (Option DSOX3SGM)  |
| Mask limit testing                         | Yes (Option DSOX2MASK)                                       | Yes (Option DSOX3MASK)                                       |
| AutoProbe interface                        | No   | Yes  |

### Need more memory or bandwidth?

See the InfiniiVision 7000B Series oscilloscopes

- 2 or 4 analog channels plus an optional 16 digital channels
- 100 MHz - 1 GHz bandwidth
- 8 Mpts memory (standard)
- Search and navigate capability
- Serial protocol analysis application available
- FPGA dynamic probe application available

See [www.agilent.com/find/7000](http://www.agilent.com/find/7000) for more details

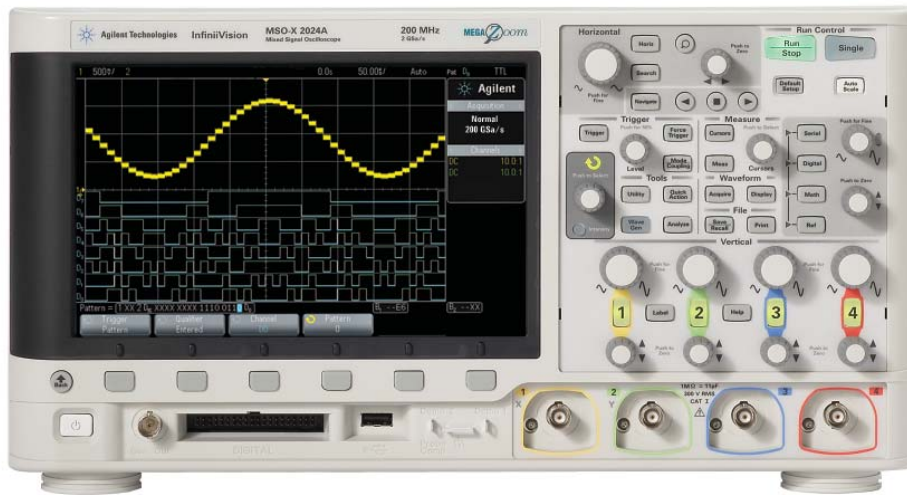
# Oscilloscopes redefined: Breakthrough technology delivers more scope for the same budget

## More scope

The InfiniiVision 2000 X-Series offers entry-level price points to fit your budget with superior performance and optional capabilities that are not available in any other oscilloscope in its class. Agilent's breakthrough technology delivers more scope for the same budget.

With more scope, you can:

- **See more** of your signal more of the time with the largest screen in its class, the deepest memory and the fastest waveform update rates
- **Do more** with the power of 3 instruments in 1: oscilloscope, logic timing analyzer and WaveGen built-in function generator (optional)
- **Get more** investment protection with the industry's only fully upgradable scope, including bandwidth



# Oscilloscopes redefined: Breakthrough technology delivers more scope for the same budget

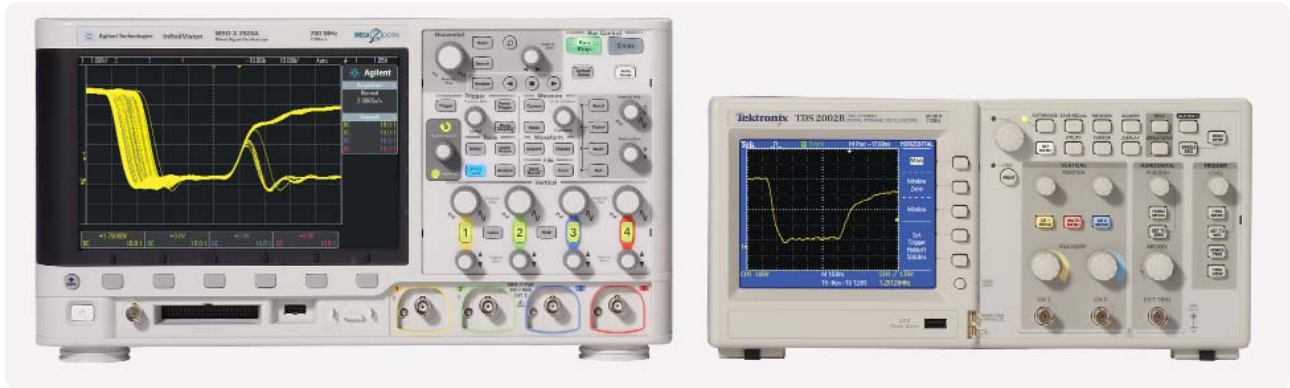
## See more of your signal, more of the time

### Largest display

Engineering for the best signal visibility starts with the largest display. Our 8.5-inch WVGA display offers twice the viewing area with five times the resolution (WVGA 800x480 versus QVGA 320x240).

### Fastest update rate

With Agilent-designed *MegaZoom IV* custom ASIC technology, the InfiniiVision 2000 X-Series family delivers up to 50,000 waveforms per second. With this speed you can see signal detail and infrequent anomalies more of the time.



Notice that the Agilent 2000 X-Series allows you to see more of your signals, and captures the infrequent glitch that you are unable to see on other oscilloscopes in this class.


### Deeper memory for longer time capture

With up to 100 kpts of memory you get 40X more than other scopes in this class, enabling you to capture long, non-repeating signals while maintaining a high sample rate, then quickly zoom in on areas of interest. Deep memory lets the scope maintain a high sample rate over longer time spans.



### How does Agilent do that?

Agilent-designed *MegaZoom IV* custom ASIC technology combines the capabilities of an oscilloscope, logic analyzer, and WaveGen built-in function generator in a compact form factor at an affordable price. 4<sup>th</sup> generation *MegaZoom* technology enables the industry's fastest waveform update rate with responsive deep memory acquisitions.



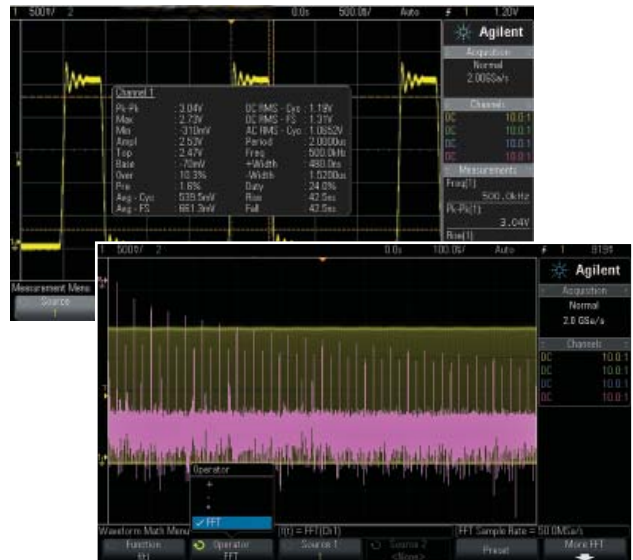
# Oscilloscopes redefined: Breakthrough technology delivers more scope for the same budget

## Do more with the power of 3 instruments in 1

### Best-in-class oscilloscope

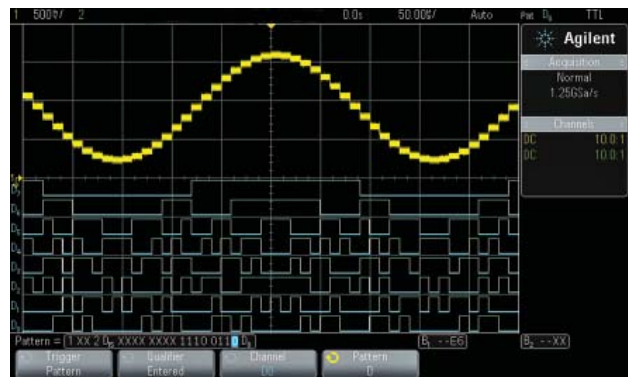
The InfiniiVision 2000 X-Series features the deepest memory in its class with 100 kpts of Agilent's patented *MegaZoom IV* technology that is always enabled and always responsive providing the industry's fastest update rate at up to 50,000 waveforms per second, with no compromise if you turn on measurements or add digital channels.

In addition, the 2000 X-Series offers 23 automated measurements such as voltage, time, and frequency as well as four waveform math functions including FFT. All of this at a comparable price to the Tektronix TDS2000C oscilloscope.



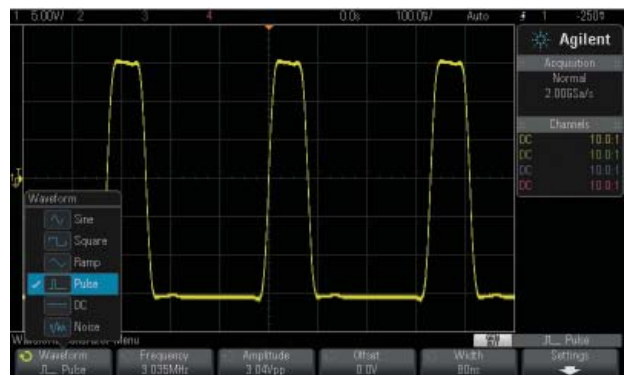
### Industry's first economy-class mixed signal oscilloscope (MSO)

The 2000 X-Series is the first instrument in its class to offer an integrated logic timing analyzer. Up until now oscilloscopes in this class have only come with 2 or 4 analog channel options. However, digital content is everywhere in today's designs and traditional 2 and 4 channel oscilloscopes do not always provide enough channels for the job at hand. With an additional 8 integrated digital timing channels, you now have up to 12 channels of time-correlated triggering, acquisition and viewing on the same instrument. Buy a 2 or 4 channel DSO and at any time, upgrade it yourself to a MSO with a license to turn on those integrated 8 digital timing channels.



### Industry-exclusive WaveGen built-in function generator

An industry first, the 2000 X-Series offers an integrated 20 MHz function generator. Ideal for educational or design labs where bench space and budget are at a premium, the integrated function generator provides stimulus output of sine, square, ramp, pulse, DC and noise waveforms to your device under test. No need to buy a separate function generator when you can get one integrated in your new oscilloscope. Turn on WaveGen at any time by ordering the DSOX2WaveGen option and install the license yourself.



# Oscilloscopes redefined: Breakthrough technology delivers more scope for the same budget

## Get more investment protection with the industry's only fully upgradable oscilloscope

### Upgradability:

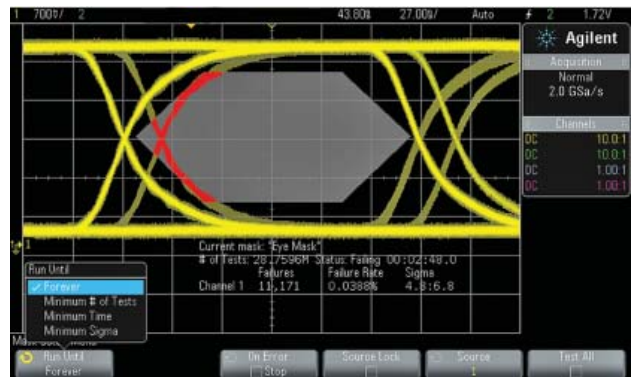
Project needs change, but traditional oscilloscopes are fixed – you get what you pay for at the time of purchase. With the 2000 X-Series, your investment is protected. If you need more bandwidth (up to 200 MHz), digital channels, WaveGen or measurement applications in the future, you can easily add them all after the fact.

Add at the time of your purchase or upgrade later:

- Bandwidth
- Digital channels (MSO)
- WaveGen
- Measurement applications
  - Mask testing
  - Segmented memory
  - Educators' lab kit

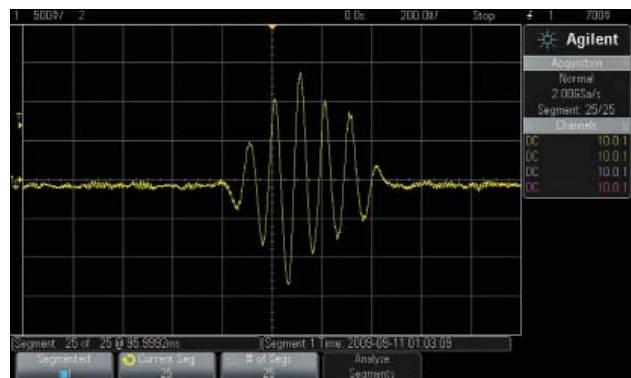
### Mask testing

Whether performing pass/fail tests to specified standards in manufacturing or testing for infrequent signal anomalies in R&D debug, the mask test option can be a valuable productivity tool. The 2000 X-Series features the industry's only hardware-based mask testing and can perform up to 50,000 tests per second.



### Segmented memory

When capturing low-duty cycle pulses or data bursts, you can use segmented memory acquisition to optimize acquisition memory. Segmented memory acquisition lets you selectively capture and store important segments of signals without capturing unimportant signal idle/dead-time. Segmented memory acquisition is ideal for applications including packetized serial pulses, pulsed laser, radar bursts and high-energy physics experiments. Up to 25 segments can be captured on the 2000 X-Series models with a minimum re-arm time under 19  $\mu$ s.

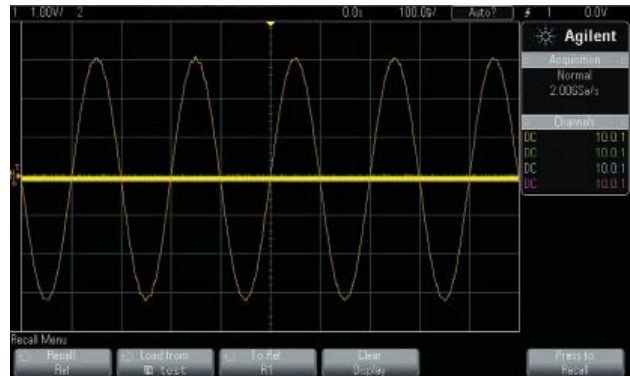


## Oscilloscopes redefined: Breakthrough technology delivers more scope for the same budget

### Other productivity tools

#### Reference waveforms

Store up to two waveforms in the scope's non-volatile reference waveform memory locations. Compare these reference waveforms with live waveforms, and perform post analysis and measurements of stored data. You can also store waveform data on a removable USB memory device that can be recalled back into one of the available two reference memories of the scope for full waveform measurement and analysis. Save and/or transfer waveforms as XY data pairs in a comma-separated values format (\*.csv) for PC analysis. Save screen images to a PC for documentation purposes in a variety of formats including: 8-bit bitmaps (\*.bmp), 24-bit bitmaps (\*.bmp), and PNG 24-bit images (\*.png).



#### Localized GUI and help

Operate the scope in the language most familiar to you. The graphical user interface, built-in help system, front panel overlays, and user's manual are available in 11 languages. Choose from: English, Japanese, simplified Chinese, traditional Chinese, Korean, German, French, Spanish, Russian, Portuguese and Italian. During operation, access the built-in help system just by pressing and holding any button.

#### Probe solutions

Get the most out of your 2000 X-Series scope, by using the right probes and accessories for your application. Agilent offers a complete family of innovative probes and accessories for the InfiniiVision 2000 X-Series scopes. For the most up-to-date and complete information about Agilent's probes and accessories, please visit our Web site at [www.agilent.com/find/scope\\_probes](http://www.agilent.com/find/scope_probes).



## Oscilloscopes redefined: Breakthrough technology delivers more scope for the same budget

### Other productivity tools

#### Autoscale

Quickly display any active signals and automatically set the vertical, horizontal and trigger controls for optimal viewing with the press of the autoscale button. (This feature can be disabled or enabled for the education environment).



#### Connectivity

Built-in USB host (one front, one rear), and USB device ports make PC connectivity easy. A web browser interface allows you to fully operate the scope from your PC and save and recall stored waveforms as well as set-up files via LAN. An optional LAN/VGA module gives you network connectivity if you need it as well as the ability to connect to an external monitor. An optional GPIB module is also available. Only one module may be used at a time.



#### Keep accessories with the scope

A built-in storage compartment allows you to easily keep your probes, power cords and other accessories with the oscilloscope.





## Oscilloscopes redefined: Breakthrough technology delivers more scope for the same budget

### Designed with education in mind

#### Quickly and easily set up or upgrade a teaching lab

Teach your students what an oscilloscope is and how to perform basic measurements with the Educator's Oscilloscope Training Kit (DSOXEDK). It includes training tools created specifically for electrical engineering and physics undergraduate students and professors. It contains an array of built-in training signals, a comprehensive oscilloscope lab guide and tutorial written specifically for the undergraduate student, and an oscilloscope fundamentals PowerPoint slide set for professors and lab assistants. For more information, refer to [www.agilent.com/find/EDK](http://www.agilent.com/find/EDK). Also available are DreamCatcher's full semester application-specific courseware written around Agilent test and measurement equipment: [www.dreamcatcher.asia/cw](http://www.dreamcatcher.asia/cw).



#### Get your students to quickly put the scope to work

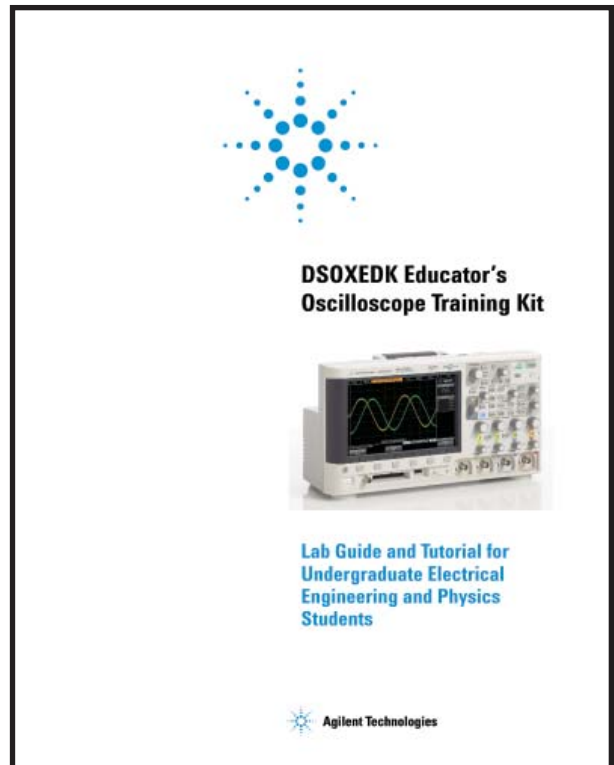
Intuitive localized front panel design with pushable knobs for quick access to commonly used oscilloscope functions helps students spend more time learning the concepts and less time learning how to use the oscilloscope. Enable your students to answer their own questions with the localized built-in help system that provides quick access by simply pressing and holding any button.

#### Stretch your budget over the long term

Save money with an industry-exclusive built-in 20 MHz WaveGen, instead of a separate function generator. Buy what you need today and protect your investment in the future with the only oscilloscopes in this class with upgradable bandwidth, 8 digital channels (MSO), WaveGen and measurement applications. Get long scope life and keep repair costs to a minimum with a standard 3-year warranty, and an instrument reliability you've come to expect from the leader in test and measurement equipment.

#### Optimize lab bench space

With 3 instruments in 1, you will save on precious lab bench space by getting an oscilloscope, logic timing analyzer, and WaveGen function generator all in one innovative instrument with a footprint that is only 5.57 inches deep. With the large 8.5-inch WVGA display, you can easily view all signals on one screen with enough viewing area for more than one student to view.



## Oscilloscopes redefined: Breakthrough technology delivers more scope for the same budget

### Designed with research and development in mind

#### Find more glitches and infrequent events

With the fastest architecture in the industry, up to 50,000 waveforms/sec, you can see jitter, infrequent events, and more subtle signal details that other oscilloscopes miss.

#### Capture and view more of your signals at once

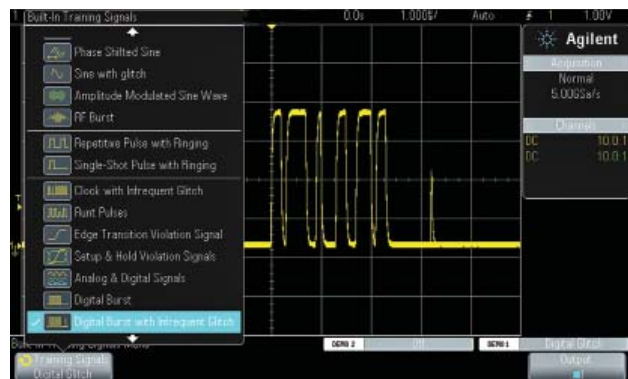
With integrated eight digital timing channels (MSO) models, you can get up to 12 channels of time-correlated triggering, acquisition and viewing on the same instrument with no compromise to the oscilloscopes waveform update rate. Don't need an MSO right now? No problem, just upgrade later when you need it.

#### Optimize lab bench space

With 3 instruments in 1, you will save money and precious lab bench space by getting an oscilloscope, logic timing analyzer, and WaveGen function generator all in one innovative instrument with a footprint that is only 5.57 inches deep. With the large 8.5-inch WVGA display, you can easily view all signals on one screen with enough viewing area for more than one engineer to view.

#### Make the most of a limited budget

Project needs change, but traditional oscilloscopes are fixed – you get what you pay for at time of purchase. With the 2000 X-Series, your investment is protected. If you need more bandwidth (up to 200 MHz), 8 digital channels (MSO), WaveGen or measurement applications like mask testing and segmented memory in the future, you can easily add them all when you need to.



# Oscilloscopes redefined: Breakthrough technology delivers more scope for the same budget

## Designed with manufacturing in mind

### Stretch a limited budget

Protect your investment with the 2000 X-Series. If you need more bandwidth (up to 200 MHz) or measurement applications like mask testing in the future, you can easily add them all when you need them.

### Get your technicians to quickly put the scope to work

Intuitive localized front panel design and pushable knobs for quick access to commonly used oscilloscope functions allow technicians to spend more time testing and less time learning where the menus are on the oscilloscope. Enable your technicians to answer their own questions with the localized built-in help system that provides quick access by simply pressing and holding any button.

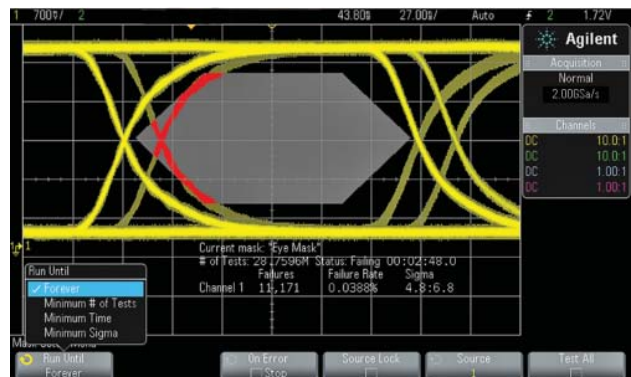


### Faster, low-escape test throughput

With the fastest architecture in its class, featuring up to 50,000 waveforms/sec, you will capture more of those elusive problems you worry about and ensure they don't ship to customers. With the mask limit testing measurement application, you can quickly test up to 50,000 signals per second to a known good waveform with quick go/no-go test results, saving you valuable test time while having more certainty.

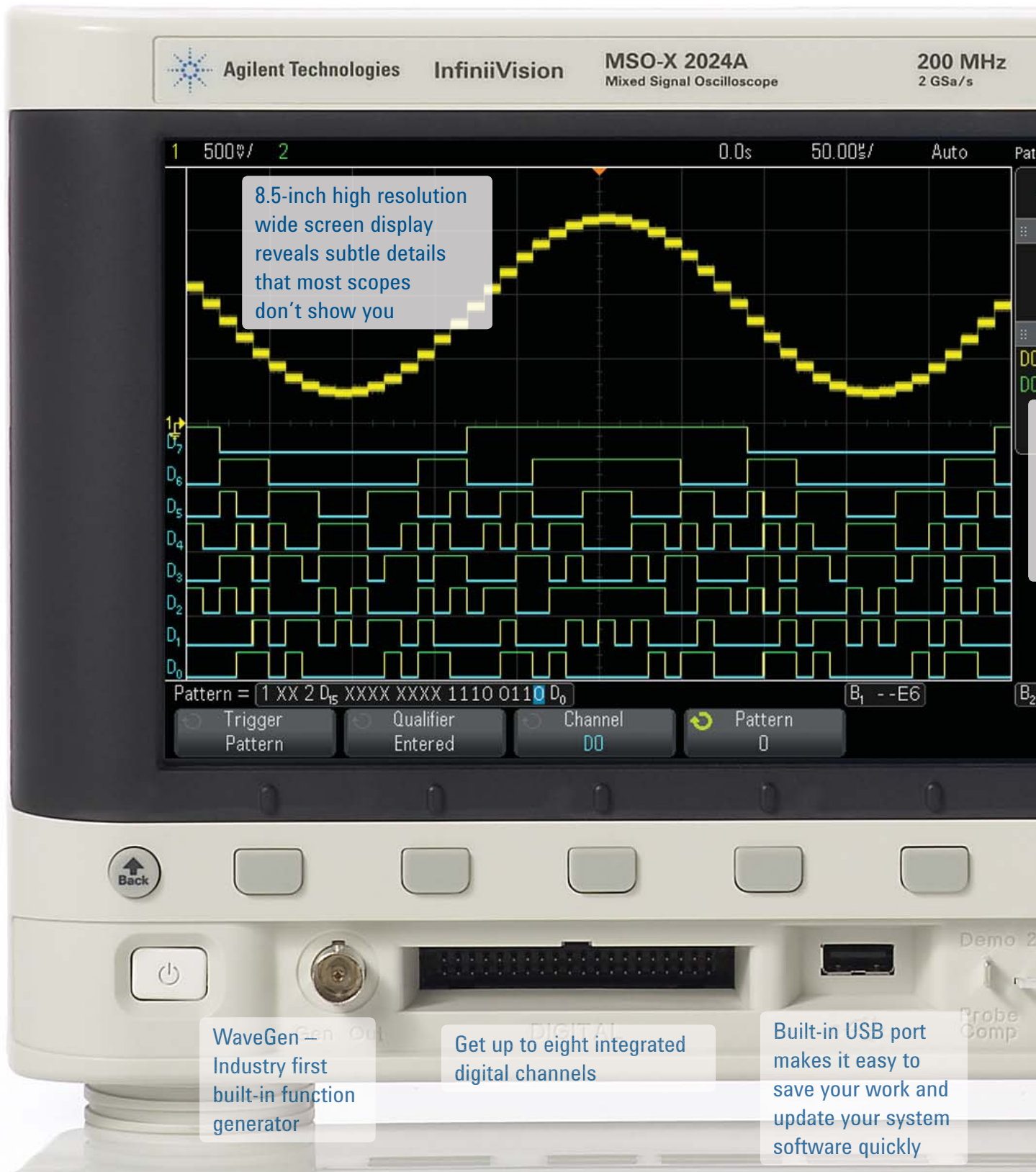
### Optimize test bench space

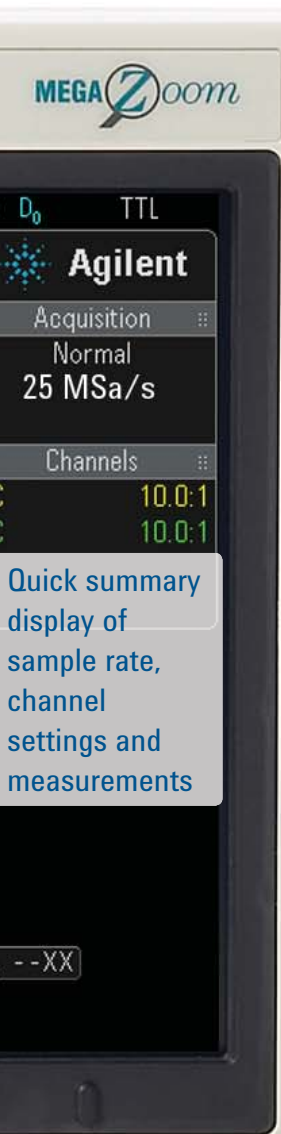
With 3 instruments in 1, you will save on precious line bench space by getting an oscilloscope, logic timing analyzer, and WaveGen function generator all in one innovative instrument with a footprint that is only 5.57 inches deep. With the large 8.5-inch WVGA display, you can easily view all signals on one screen even when the scope is sitting far away from the operator.



Oscilloscopes redefined: Breakthrough technology delivers more scope for the same budget

Oscilloscope shown actual size





Quick summary display of sample rate, channel settings and measurements

Demo and training signals

Navigation front panel controls make it easy to play, stop, rewind and fast forward through waveforms

Quickly pan and zoom for analysis with *MegaZoom IV's* instant response and optimum resolution

Autoscale lets you quickly display any analog or digital active signals, automatically setting the vertical, horizontal and trigger controls for the best display, while optimizing memory

Dedicated keys for quick access to digital channels, math functions and reference waveforms

All front panel knobs are pushable



# Oscilloscopes redefined: Breakthrough technology delivers more scope for the same budget

## Configuring your InfiniiVision X-Series oscilloscope

### Step 1.

Choose your bandwidth and channel count.

| InfiniiVision 2000 X-Series scopes |  |           |           |           |           |           |
|------------------------------------|--|-----------|-----------|-----------|-----------|-----------|
|                                    | DSOX2002A                                | DSOX2004A | DSOX2012A | DSOX2014A | DSOX2022A | DSOX2024A |
|                                    | MSOX2002A                                | MSOX2004A | MSOX2012A | MSOX2014A | MSOX2022A | MSOX2024A |
| Bandwidth (upgradable)             | 70 MHz                                   |           | 100 MHz   |           | 200 MHz   |           |
| Analog channels                    | 2  | 4         | 2         | 4         | 2         | 4         |
| Digital channels (MSO)             | 8 integrated digital channels (optional) |           |           |           |           |           |

### Step 2.

Tailor your scope with measurement applications to save time and money.

| Application                           | 2000 X-Series |
|---------------------------------------|---------------|
| WaveGen (built-in function generator) | DSOX2WAVEGEN  |
| Educator's kit                        | DSOXEDK       |
| Mask testing                          | DSOX2MASK     |
| Segmented memory                      | DSOX2SGM      |

### Step 3.

Choose your probes.

| Probes  | 2000 X-Series                                      |
|---|--|
| N2862B 150 MHz 10:1 passive probe                                   | Standard one per channel for 70 and 100 MHz models |
| N2863B 300 MHz, 10:1 passive probe                                  | Standard one per channel for 200 MHz models        |
| N6459-60001 8-channel logic probe and accessory kit                 | Standard on MSO models or with DSOX2MSO upgrade    |
| N2889A 350 MHz 10:1/1:1 passive probe                               | Optional   |
| 10070D 20 MHz 1:1 passive probe with probe ID                       | Optional   |
| 10076A 250 MHz 100:1, 4 kV high-voltage passive probe with probe ID | Optional   |
| N2791A 25 MHz, $\pm 700$ V high-voltage differential probe          | Optional   |
| N2792A 200 MHz 10:1 differential probe                              | Optional   |
| 1146A 100 kHz, 100 A, AC/DC current probe                           | Optional   |

### Step 4.

Add the final touches.

| Recommended accessories                  | 2000 X-Series |
|--|---------------|
| LAN/VGA connection module                | DSOXLAN       |
| GPIB connection module                   | DSOXGPIB      |
| Rack mount kit                           | N6456A        |
| Soft carrying case and front panel cover | N6457A        |
| Hard copy manual                         | N6458A        |

## Oscilloscopes redefined: Breakthrough technology delivers more scope for the same budget

### Performance characteristics

|  | DSOX2000 Series<br>(digital signal oscilloscope)  |       |                      |       |                      |       | MSOX2000 Series<br>(mixed signal oscilloscope) |       |                      |       |                      |       |
|--|---|-------|----------------------|-------|----------------------|-------|--|-------|----------------------|-------|----------------------|-------|
| Characteristic                         | 2002A   | 2004A | 2012A                | 2014A | 2022A                | 2024A | 2002A  | 2004A | 2012A                | 2014A | 2022A                | 2024A |
| Bandwidth*                             | 70 MHz  |       | 100 MHz              |       | 200 MHz              |       | 70 MHz   |       | 100 MHz              |       | 200 MHz              |       |
| Bandwidth upgrade                      | YES   |       | YES                  |       | NO                   |       | YES  |       | YES                  |       | NO                   |       |
| Channels                               | 2   | 4     | 2                    | 4     | 2                    | 4     | 2  | 4     | 2                    | 4     | 2                    | 4     |
| Sample rate on each channel            | 1 GSa/s per channel, 2 GSa/s interleaved  |       |                      |       |                      |       |  |       |                      |       |                      |       |
| Memory depth (record length)           | 100 kpts  |       |                      |       |                      |       |  |       |                      |       |                      |       |
| Display                                | 8.5-inch WVGA with 64 levels of intensity grading   |       |                      |       |                      |       |  |       |                      |       |                      |       |
| Waveform update rate                   | 50,000 waveforms/s  |       |                      |       |                      |       |  |       |                      |       |                      |       |
| External trigger input                 | Included on all models  |       |                      |       |                      |       |  |       |                      |       |                      |       |
| Vertical resolution                    | 8 bits  |       |                      |       |                      |       |  |       |                      |       |                      |       |
| Vertical sensitivity (range)           | 2 mV/div to 5 V/div   |       |                      |       |                      |       |  |       |                      |       |                      |       |
| DC vertical accuracy                   | $\pm$ [DC vertical gain accuracy + DC vertical offset accuracy + 0.25% full scale]  |       |                      |       |                      |       |  |       |                      |       |                      |       |
| DC gain accuracy*                      | $\pm$ 3% ( $\geq$ 10 mV/div); $\pm$ 4% ( $<$ 10 mV/div)   |       |                      |       |                      |       |  |       |                      |       |                      |       |
| Vertical zoom                          | Ability to scale and position a live or stopped waveform vertically. When the acquisition is stopped, turning the vertical scale and offset (position) knobs will scale and move the signal. Pan and zoom redraws the waveform in $<$ 100 ms. |       |                      |       |                      |       |  |       |                      |       |                      |       |
| Maximum input voltage                  | CAT I 300 Vrms, 400 Vpk; transient overvoltage 1.6 kVpk<br>CAT II 300 Vrms, 400 Vpk with 10073C 10:1 probe: CAT I 500 Vpk, CAT II 400 Vpk with N2862A or N2863A 10:1 probe: 300 Vrms  |       |                      |       |                      |       |  |       |                      |       |                      |       |
| Position range/offset                  | 2 mV to 200 mV/div: $\pm$ 2 V<br>>200 mV to 5 V/div: $\pm$ 50V  |       |                      |       |                      |       |  |       |                      |       |                      |       |
| Bandwidth limit                        | 20 MHz selectable   |       |                      |       |                      |       |  |       |                      |       |                      |       |
| Input coupling                         | AC, DC, GND   |       |                      |       |                      |       |  |       |                      |       |                      |       |
| Input impedance                        | 1 M $\Omega$ $\pm$ 2%   |       |                      |       |                      |       |  |       |                      |       |                      |       |
| Time base range                        | 5 ns/div to 50 s/div  |       | 5 ns/div to 50 s/div |       | 2 ns/div to 50 s/div |       | 5 ns/div to 50 s/div                           |       | 5 ns/div to 50 s/div |       | 2 ns/div to 50 s/div |       |
| Time base accuracy*                    | 25 ppm $\pm$ 5 ppm per year (aging)   |       |                      |       |                      |       |  |       |                      |       |                      |       |
| $\Delta$ Time accuracy (using cursors) | $\pm$ (timebase acc. * reading) $\pm$ (0.0016% * screen width) $\pm$ 100 ps   |       |                      |       |                      |       |  |       |                      |       |                      |       |
| Dynamic range                          | $\pm$ 8 divisions from center screen)   |       |                      |       |                      |       |  |       |                      |       |                      |       |
| Horizontal zoom (modes)                | Horizontally expand or compress a live or stopped waveform  |       |                      |       |                      |       |  |       |                      |       |                      |       |

\* Denotes warranted specifications, all others are typical.  
Specifications are valid after a 30-minute warm-up period and from  $\pm$ 10 °C firmware calibration temperature.

## Oscilloscopes redefined: Breakthrough technology delivers more scope for the same budget

### Performance characteristics

| Acquisition modes    |   |
|----------------------|---|
| Normal               |   |
| Peak detect          | Capture glitch as narrow as 500 ps at all timebase settings.        |
| Averaging            | Select from 2,4,8,16, 64... to 65,536                               |
| High resolution mode | 12 bits of resolution when $\geq 20 \mu\text{s}/\text{div}$         |
| Segmented            | Re-arm time= 19 $\mu\text{s}$ (minimum time between trigger events) |

| Trigger system                  |  |
|---------------------------------|--|
| Trigger modes                   | <ul style="list-style-type: none"> <li>• Edge (rising/falling alternate, either)—Conventional level-driven trigger.</li> <li>• Pulse width (or glitch)—Trigger on a pulse width less than, greater than, or within a time range, with a selectable time limit ranging from 17 ns to 10 s.</li> <li>• Pattern-trigger on a logical AND combination of the channels. Each channel can have a value of zero, one, don't care (X), or a rising or falling edge (one channel only).</li> <li>• Video—Trigger on all lines or individual lines, odd/even or all fields from composite video or broadcast standards (NTSC, PAL, PAL-M, SECAM).</li> </ul> |
| Trigger coupling                | Coupling selections: AC, DC, noise reject, LF reject and HF reject.  |
| Trigger source                  | Each analog channel, each digital channel (MSO models or DSOX2MSO upgrade, Ext, WaveGen, line)   |
| Trigger sensitivity (internal)* | $< 10 \text{ mV}/\text{div}$ : greater of 1 div or 5 mV; $\geq 10 \text{ mV}/\text{div}$ : 0.6 div   |
| Trigger sensitivity (external)* | 200 mV (DC to 100 MHz); 350 mV (100 MHz - 200 MHz)   |

| Cursors      |  |
|--------------|--|
| Types        | Amplitude, time , frequency (FFT), manual, tracking, binary, HEX     |
| Measurements | $\Delta T$ , $1/\Delta T$ , $\Delta V/X$ , $1/\Delta X$ , $\Delta Y$ |

| Automatic waveforms measurements |  |
|----------------------------------|--|
| Voltage                          | Snapshot all, maximum, minimum, peak-to-peak, top, base, amplitude, overshoot, preshoot, average- N cycles, average-full screen, DC RMS- N cycles, DC RMS- full screen, AC RMS- N cycles |
| Time                             | Period, frequency, rise time, fall time, + width, – width, duty cycle, delay A→B (rising edge), delay A→B (falling edge), phase A→B (rising edge,) and phase A→B (falling edge)          |

\* Denotes warranted specifications, all others are typical.  
 Specifications are valid after a 30-minute warm-up period and from  $\pm 10 \text{ }^\circ\text{C}$  firmware calibration temperature.



## Oscilloscopes redefined: Breakthrough technology delivers more scope for the same budget

### Performance characteristics

| Waveform math |  |
|---------------|--|
| Operators     | Add, subtract, multiply, FFT                             |
| FFT           | Windows: Hanning, flat top, rectangular; Blackman-Harris |
| Sources       | Analog channels 1 and 2, analog channels 3 and 4         |

| Display characteristics |  |
|-------------------------|--|
| Display                 | 8.5-inch WVGA  |
| Resolution              | 800 (H) x 480 (V) pixel format (screen area)   |
| Interpolation           | Sin(x)/x interpolation (using FIR filter; used when there is less than one sample per column of the display) |
| Persistence             | Off, infinite, variable persistence (100ms-60s)  |
| Intensity gradation     | 64 intensity levels  |

| MSO (digital channels)         |   |
|--------------------------------|---|
| Upgradable from DSO            | Yes   |
| MSO channels                   | 8 channels (D0 to D7)   |
| MSO sample rate                | 1 GSa/s   |
| Threshold selections           | TTL (+1.4 V), CMDS (+2.5 V), ECL (-1.3 V), User-definable ( $\pm 8.0$ V in 10 mV stops) |
| Threshold accuracy             | $\pm (100 \text{ mV} + 3\% \text{ of threshold settings})$                              |
| Maximum input dynamic range    | $\pm 10$ V about threshold  |
| Minimum voltage swing          | 500 mVpp  |
| Input impedance                | 100 k $\Omega$ $\pm$ 2% at probe tip, $\sim 8$ pF                                       |
| Minimum detectable pulse width | 5ns   |
| Channel-to-channel skew        | 2 ns (typical), 3 ns (maximum)  |

| Environmental and safety      |   |
|-------------------------------|---|
| Temperature                   | Operating: 0 to +55 °C<br>Non-operating: -40 to +71 °C  |
| Humidity                      | Operating: Up to 80% RH at or below +40 °C; up to 45% RH up to +50 °C<br>Non-operating: Up to 95% RH up to 40 °C; up to 45% RH up to 50 °C  |
| Altitude                      | Operating and non-operating: up to 4,000 m  |
| Electromagnetic compatibility | Meets EMC Directive (2004/108/EC), meets or exceeds IEC 61326-1:2005/EN 61326-1:2006 Group 1 Class A requirement<br>CISPR 11/EN 55011<br>IEC 61000-4-2/EN 61000-4-2<br>IEC 61000-4-3/EN 61000-4-3<br>IEC 61000-4-4/EN 61000-4-4<br>IEC 61000-4-5/EN 61000-4-5<br>IEC 61000-4-6/EN 61000-4-6<br>IEC 61000-4-11/EN 61000-4-11<br>Canada: ICES-001:2004<br>Australia/New Zealand: AS/NZS |
| Safety                        | UL61010-1 2nd edition, CAN/CSA22.2 No. 61010-1-04   |

## Oscilloscopes redefined: Breakthrough technology delivers more scope for the same budget

### Performance characteristics

| WaveGen – built-in function generator |   |
|---------------------------------------|---|
| Waveforms                             | Sine, square, pulse, triangle, ramp, noise, DC  |
| Sine                                  | <ul style="list-style-type: none"> <li>• Frequency range: 0.1 Hz to 20 MHz</li> <li>• Amplitude flatness: <math>\pm 0.5</math> dB (relative to 1 kHz)</li> <li>• Harmonic distortion: <math>-40</math> dBc</li> <li>• Spurious (non harmonics): <math>-40</math> dBc</li> <li>• Total harmonic distortion: 1%</li> <li>• SNR (50 ohm load, 500 MHz BW) : 40 dB (<math>V_{pp} \geq 0.1</math> V); 30 dB (<math>V_{pp} &lt; 0.1</math> V)</li> </ul>  |
| Square wave/pulse                     | <ul style="list-style-type: none"> <li>• Frequency range: 0.1 Hz to 10 MHz</li> <li>• Duty cycle: 20 to 80%</li> <li>• Duty cycle resolution: Larger of 1% or 10 ns</li> <li>• Pulse width: 20 ns minimum</li> <li>• Pulse width resolution: 10 ns or 5 digits, whichever is larger</li> <li>• Rise/fall time: 18 ns (10 to 90%)</li> <li>• Overshoot: <math>&lt; 2\%</math></li> <li>• Asymmetry (at 50% DC): <math>\pm 1\% \pm 5</math> ns</li> <li>• Jitter (TIE RMS): 500 ps</li> </ul>   |
| Ramp/triangle wave                    | <ul style="list-style-type: none"> <li>• Frequency range: 0.1 Hz to 100 kHz</li> <li>• Linearity: 1%</li> <li>• Variable symmetry: 0 to 100%</li> <li>• Symmetry resolution: 1%</li> </ul>  |
| Noise                                 | Bandwidth: 20 MHz typical   |
| Frequency                             | <ul style="list-style-type: none"> <li>• Sine wave and ramp accuracy: <ul style="list-style-type: none"> <li>◦ 130 ppm (frequency <math>&lt; 10</math> kHz)</li> <li>◦ 50 ppm (frequency <math>&gt; 10</math> kHz)</li> </ul> </li> <li>• Square wave and pulse accuracy: <ul style="list-style-type: none"> <li>◦ <math>[50 + \text{frequency}/200]</math> ppm (frequency <math>&lt; 25</math> kHz)</li> <li>◦ 50 ppm (frequency <math>\geq 25</math> kHz)</li> </ul> </li> <li>• Resolution: 0.1 Hz or 4 digits, whichever is larger</li> </ul> |
| Amplitude                             | <ul style="list-style-type: none"> <li>• Range: <ul style="list-style-type: none"> <li>◦ 20 mVpp to 5 Vpp into Hi-Z</li> <li>◦ 10 mVpp to 2.5 Vpp into 50 ohms</li> </ul> </li> <li>• Resolution: 100 <math>\mu</math>V or 3 digits, whichever is larger</li> <li>• Accuracy: 2% (frequency = 1 kHz)</li> </ul>   |
| DC offset                             | <ul style="list-style-type: none"> <li>• Range: <ul style="list-style-type: none"> <li>◦ <math>\pm 2.5</math> V into Hi-Z</li> <li>◦ <math>\pm 1.25</math> V into 50 ohms</li> </ul> </li> <li>• Resolution: 100 <math>\mu</math>V or 3 digits, whichever is larger</li> <li>• Accuracy: <math>\pm 1.5\%</math> of offset setting <math>\pm 1.5\%</math> of amplitude <math>\pm 1</math> mV</li> </ul>  |
| Trigger output                        | Trigger output available on Trig out BNC  |

## Oscilloscopes redefined: Breakthrough technology delivers more scope for the same budget

### InfiniiVision X-Series physical characteristics

| Instrument                               |        |        |
|--|--------|--------|
| Dimensions                               | mm     | Inches |
| Width                                    | 380.6  | 14.98  |
| Height                                   | 204.4  | 8.05   |
| Depth                                    | 141.5  | 5.57   |
| Weight                                   | kg     | lb     |
| Instrument only                          | 3.85   | 8.5    |
| With accessories                         | 4.08   | 9.0    |
| Instrument shipping – package dimensions |        |        |
| Width                                    | mm     | Inches |
| Width                                    | 450    | 17.7   |
| Height                                   | 250    | 9.84   |
| Depth                                    | 360    | 14.17  |
| Rack mount                               |        |        |
| Width                                    | mm     | Inches |
| Width                                    | 481.6  | 18.961 |
| Height                                   | 221.5  | 8.72   |
| Depth                                    | 189.34 | 7.454  |

| Connectivity   |   |
|----------------|---|
| Standard ports | One USB 2.0 high-speed device port on rear panel<br>Two USB 2.0 high-speed host ports, front and rear panel<br>Supports memory devices and printers |
| Optional ports | GPIO, LAN, VGA  |

| Nonvolatile storage             |  |
|---------------------------------|--|
| Reference waveform display      | 2 internal waveforms or USB thumb drive  |
| Waveform storage                | Set up, .bmp, .png, .csv, ASCII, XY, reference waveforms, .alb, .bin, lister, mask |
| Max USB flash drive size        | Supports industry standard flash drives  |
| Set ups without USB flash drive | 10 internal setups   |
| Set ups with USB flash drive    | Limited by size of USB drive   |



### Agilent Email Updates

[www.agilent.com/find/emailupdates](http://www.agilent.com/find/emailupdates)

Get the latest information on the products and applications you select.



[www.axistandard.org](http://www.axistandard.org)

AdvancedTCA® Extensions for Instrumentation and Test (AXIe) is an open standard that extends the AdvancedTCA® for general purpose and semiconductor test. Agilent is a founding member of the AXIe consortium.



<http://www.pxisa.org>

PCI eXtensions for Instrumentation (PXI) modular instrumentation delivers a rugged, PC-based high-performance measurement and automation system.

### Agilent Channel Partners

[www.agilent.com/find/channelpartners](http://www.agilent.com/find/channelpartners)

Get the best of both worlds: Agilent's measurement expertise and product breadth, combined with channel partner convenience.



Agilent Advantage Services is committed to your success throughout your equipment's lifetime. We share measurement and service expertise to help you create the products that change our world. To keep you competitive, we continually invest in tools and processes that speed up calibration and repair, reduce your cost of ownership, and move us ahead of your development curve.

[www.agilent.com/find/advantageservices](http://www.agilent.com/find/advantageservices)



[www.agilent.com/quality](http://www.agilent.com/quality)

[www.agilent.com](http://www.agilent.com)

[www.agilent.com/find/2000X-Series](http://www.agilent.com/find/2000X-Series)

For more information on Agilent Technologies' products, applications or services, please contact your local Agilent office. The complete list is available at:

[www.agilent.com/find/contactus](http://www.agilent.com/find/contactus)

#### Americas

|               |                |
|---------------|----------------|
| Canada        | (877) 894 4414 |
| Brazil        | (11) 4197 3500 |
| Mexico        | 01800 5064 800 |
| United States | (800) 829 4444 |

#### Asia Pacific

|                    |                |
|--------------------|----------------|
| Australia          | 1 800 629 485  |
| China              | 800 810 0189   |
| Hong Kong          | 800 938 693    |
| India              | 1 800 112 929  |
| Japan              | 0120 (421) 345 |
| Korea              | 080 769 0800   |
| Malaysia           | 1 800 888 848  |
| Singapore          | 1 800 375 8100 |
| Taiwan             | 0800 047 866   |
| Other AP Countries | (65) 375 8100  |

#### Europe & Middle East

|                |                      |
|----------------|----------------------|
| Belgium        | 32 (0) 2 404 93 40   |
| Denmark        | 45 70 13 15 15       |
| Finland        | 358 (0) 10 855 2100  |
| France         | 0825 010 700*        |
|                | *0.125 €/minute      |
| Germany        | 49 (0) 7031 464 6333 |
| Ireland        | 1890 924 204         |
| Israel         | 972-3-9288-504/544   |
| Italy          | 39 02 92 60 8484     |
| Netherlands    | 31 (0) 20 547 2111   |
| Spain          | 34 (91) 631 3300     |
| Sweden         | 0200-88 22 55        |
| United Kingdom | 44 (0) 118 9276201   |

For other unlisted Countries:

[www.agilent.com/find/contactus](http://www.agilent.com/find/contactus)

Revised: October 14, 2010

Product specifications and descriptions in this document subject to change without notice.

© Agilent Technologies, Inc. 2011  
Printed in USA, February 10, 2011  
5990-6618EN



### Agilent Technologies Oscilloscopes

Multiple form factors from 20 MHz to >90 GHz | Industry leading specs | Powerful applications



**Agilent Technologies**