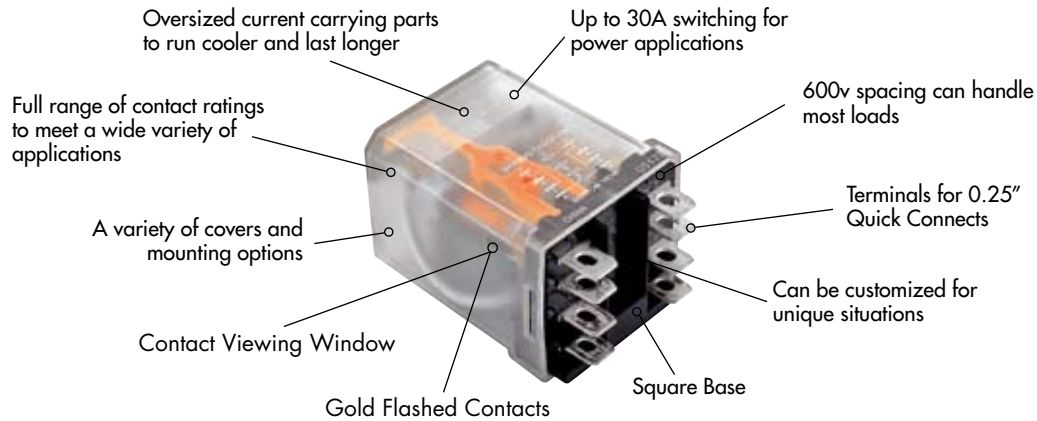


389F Power Relays/One, Two or Three Pole 20-30 Amp Rating (DC and AC)



General Specifications

(UL 508)


Contact Characteristics		Units	389FHXX, XHX	389FXAX, BXX, XBX	389FCXX, XCX	
Number and type of Contacts			SPST-NO-DM, SPDT-DM-DB	SPST, SPDT, DPST, DPDT	3PST, 3PDT	
Contact materials			Silver Alloy	Silver Alloy	Silver Alloy	
Thermal (Carrying) Current		A	30	25	20	
Maximum Switching Voltage		V	600V	600V	300V	
Switching Current @ Voltage	~	Resistive	30A @300V 50/60Hz	25A @300V 50/60Hz	20A @150V 50/60Hz	
		Resistive	30A @28V	13A @28V	13A @28V	
	⎓	HP	1.5 @200-300V 50/60Hz	1.5 @208-240V 50/60Hz	.5 @208-240V 50/60Hz	
		HP	1 @120-199V 50/60Hz	1 @480-600V 50/60Hz	.5 @120V 50/60Hz	
Minimum Switching Requirement	Minimum	Pilot Duty mA	A600 100 @5 VDC or .5 W	B600 100 @5 VDC or .5 W	B300 100 @5 VDC or .5 W	
Coil Characteristics						
Voltage Range		~	V	12...240	12...240	12...240
		⎓	V	12...110	12...110	12...110
Operating Range	% of Nominal	~		85% to 110%	85% to 110%	85% to 110%
		⎓		80% to 110%	80% to 110%	80% to 110%
Average consumption		~	VA	3.5	3.5	3.5
		⎓	W	1.44	1.44	1.44
Drop-out voltage threshold		~		10%	10%	10%
		⎓		10%	10%	10%
Performance Characteristics						
Electrical Life (UL 508)	Operations @ Rated Current	Resistive		100,000	100,000	100,000
	Unpowered			5,000,000	5,000,000	5,000,000
Operating time (response time)			ms	20	20	20
Dielectric	Between coil and contact	~	V	2000	2000	2000
	Between poles	~	V	2000	2000	2000
	Between contacts	~	V	500	500	500
Environment						
Product certifications	Standard version			UL, CE, CSA	UL, CE, CSA	UL, CE, CSA
Ambient air temperature around the device	Storage		°C	-40...+85	-40...+85	-40...+85
	Operation		°C	-40...+55	-40...+55	-40...+55
Weight			grams	88	88	88

Part Number Builder

389F	XBX	C1M	-120	A
Series	Configuration	Options*	Voltage	Current Type
389F = Standard Model equipped with flag indicator	XAX = SPDT	B = Mounting base	Coil Voltage	A = AC
	BXX = DPST-NO	C = Plastic dust cover - socket mountable		D = DC
	XBX = DPDT	C1 = Side flange mount cover		
	CXX = 3PST-NO	C3 = Top flange cover		
	XCX = 3PDT	L = Indicator lamp across coil		
	HXX = SPST-NO-DM	M = Manual operator button on case		
XHX = SPDT-DM-DB	T = Printed circuit board terminals			

Note - Not all iterations of option codes are available and some standard parts may use different nomenclature than outlined in part number builder.

*Multiple codes may be used.




Standard Part Numbers


BOLD-FACED PART NUMBERS ARE NORMALLY STOCKED

Nominal Input Voltage	Coil Resistance	Part Number	Contact Configuration
25 Amp, AC Operated Flange Mount with Push Button			
220/240 VAC, 50/60 Hz	7200 Ω	389FXBXC1M-240A	DPDT
110/120 VAC, 50/60 Hz	1700 Ω	389FXBXC1M-120A	DPDT
20 Amp, AC Operated Flange Mount with Push Button			
220/240 VAC, 50/60 Hz	4600 Ω	389FXCXC1M-240A	3PDT
110/120 VAC, 50/60 Hz	1200 Ω	389FXCXC1M-120A	3PDT
25 Amp, DC Operated Flange Mount with Push Button			
12 VDC	100 Ω	389FXBXC1M-12D	DPDT
24 VDC	400 Ω	389FXBXC1M-24D	DPDT
20 Amp, DC Operated Flange Mount with Push Button			
12 VDC	100 Ω	389FXCXC1M-12D	3PDT
24 VDC	400 Ω	389FXCXC1M-24D	3PDT
30 Amp, AC Operated Flange Mount			
110/120 VAC 50/60 Hz	1100 Ω	389FHXXC1-120A	SPST-NO-DM
220/240 VAC 50/60 Hz	4300 Ω	389FHXXC1-240A	SPST-NO-DM
24 VAC 50/60 Hz	44 Ω	389FXHXC1-24A	SPDT-DM-DB
110/120 VAC 50/60 Hz	1100 Ω	389FXHXC1-120A	SPDT-DM-DB
30 Amp, DC Operated Flange Mount			
12 VDC	100 Ω	389FHXXC1-12D	SPST-NO-DM
24 VDC	400 Ω	389FHXXC1-24D	SPST-NO-DM
12 VDC	100 Ω	389FXHXC1-12D	SPDT-DM-DB
24 VDC	400 Ω	389FXHXC1-24D	SPDT-DM-DB
25 Amp, AC Operated Flange Mount			
110/120 VAC 50/60 Hz	1700 Ω	389FXAXC1-120A	SPDT
24 VAC 50/60 Hz	72 Ω	389FXBXC1-24A	DPDT
110/120 VAC 50/60 Hz	1700 Ω	389FXBXC1-120A	DPDT
220/240 VAC 50/60 Hz	7200 Ω	389FXBXC1-240A	DPDT
20 Amp, AC Operated Flange Mount			
110/120 VAC 50/60 Hz	1200 Ω	389FXCXC1-120A	3PDT
220/240 VAC 50/60 Hz	4600 Ω	389FXCXC1-240A	3PDT
25 Amp, DC Operated Flange Mount			
12 VDC	100 Ω	389FXAXC1-12D	SPDT
24 VDC	400 Ω	389FXAXC1-24D	SPDT
12 VDC	100 Ω	389FXBXC1-12D	DPDT
24 VDC	400 Ω	389FXBXC1-24D	DPDT
20 Amp, DC Operated Flange Mount			
12 VDC	100 Ω	389FXCXC1-12D	DPDT
24 VDC	400 Ω	389FXCXC1-24D	DPDT
25 Amp, AC Operated Socket Compatible			
220 / 240 VAC 50/60 Hz	7200 Ω	389FXBXC-240A	DPDT
110 / 120 VAC 50/60 Hz	1700 Ω	389FXBXC-120A	DPDT
24 VAC 50/60 Hz	72 Ω	389FXBXC-24A	DPDT
25 Amp, DC Operated Socket Compatible			
110/125 VDC	8000 Ω	389FXBXC-110/125D	DPDT
24 VDC	400 Ω	389FXBXC-24D	DPDT
20 Amp, AC Operated Socket Compatible			
220/240 VAC 50/60 Hz	4600 Ω	389FXCXC-240A	DPDT
110/120 VAC 50/60 Hz	1200 Ω	389FXCXC-120A	DPDT
24 VAC 50/60 Hz	46 Ω	389FXCXC-24A	DPDT
20 Amp, DC Operated Socket Compatible			
110/125 VDC	8000 Ω	389FXCXC-110/125D	DPDT
24 VDC	400 Ω	389FXCXC-24D	DPDT

389F Power Relays/One, Two or Three Pole 20-30 Amp Rating (DC and AC) *continued*

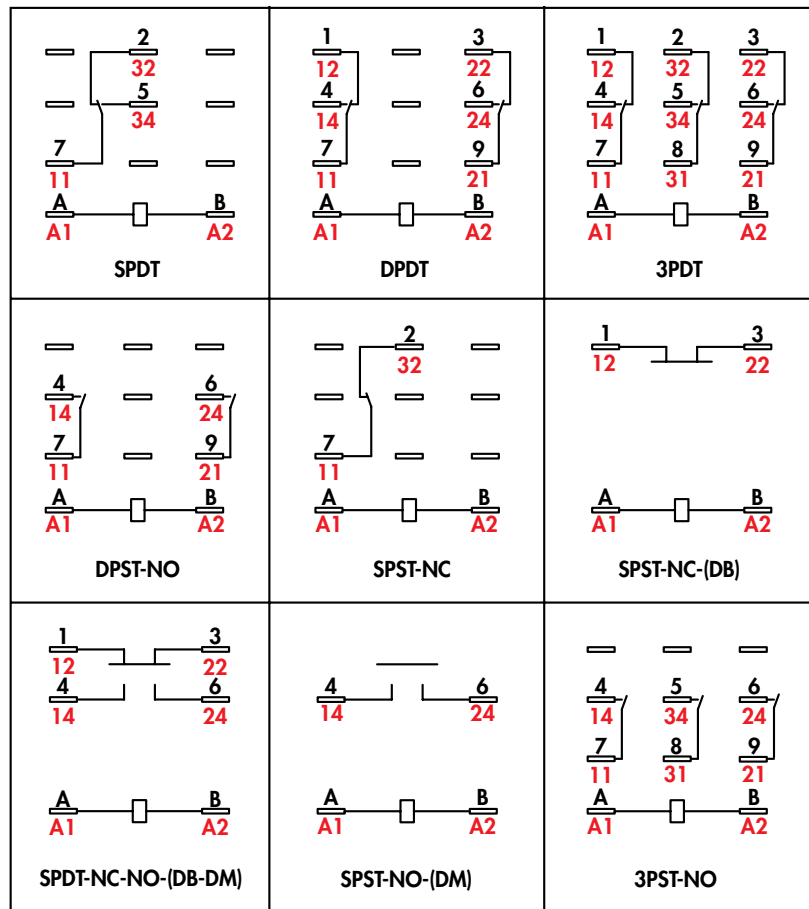


NEW!



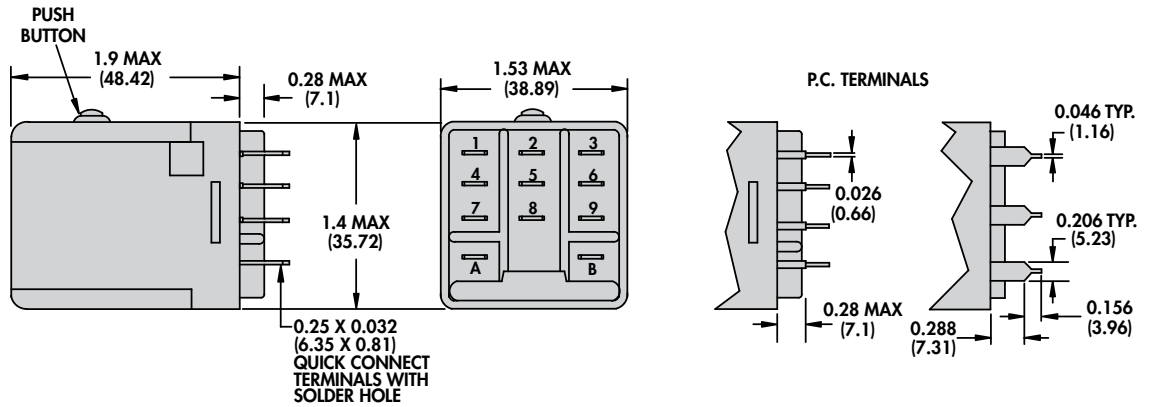
WIRING DIAGRAMS BOTTOM VIEW

NEMA IEC



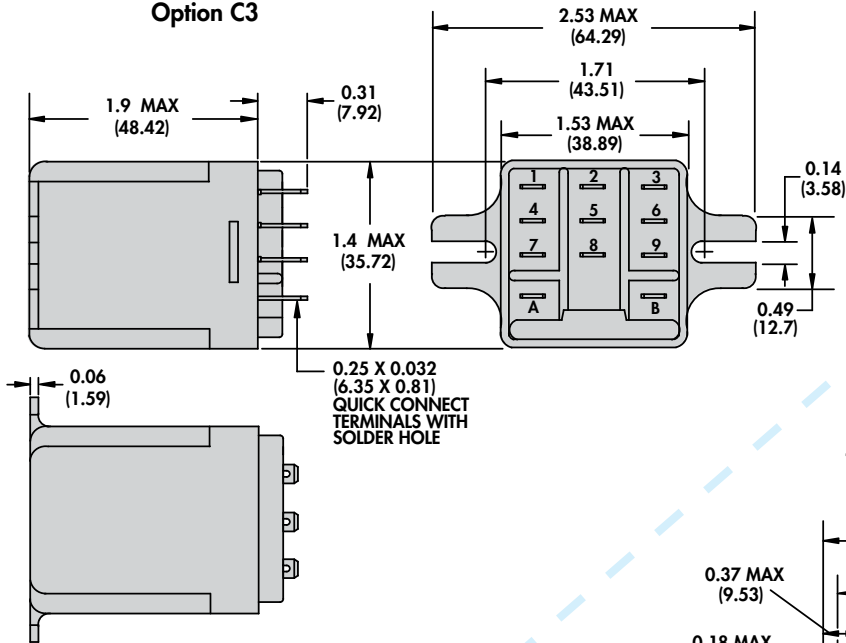
PLAIN/PUSH BUTTON COVER STYLE

Option C



TOP FLANGE COVER STYLE

Option C3



SIDE FLANGE COVER STYLE

Option C1

