



Part Number
Key Word



Site Search

TOP

NEWS RELEASE

CONNECTORSEARCH

CATALOG

SAMPLE

STOCK CHECK

[TOP](#) > [FI-S15P-HFE](#)

Product List

Product Name	FI-S15P-HFE
Series Name	FI Series
Contact spacing (mm)	1.25
Number of rows	1
Number of Contacts	15
Lead free	Yes
Connector type	Board side Receptacle
PCB mounting type	Standard type
PCB mounting method	Solder (SMT)
Wire termination method	-
Applicable wire	-
Finish of contact in connecting area	Gold over Nickel

Finish of contact in terminal area	-
Finish of contact in PCB mounting area	Tin/Tin-alloy over Nickel
Material of housing	Glass-filled LCP (UL94V-0)
PCB side connector styles	Right angle
PCB mounted height (mm)	1.8
Electro magnetic shield function	No
Remarks	
Related Documents	
Pair	

Notice:

1. The values specified in this web site are only for reference. The products and their specifications are subject to change without notice. Contact our sales staff for further information before considering or ordering any of our products.
For purchase, a product specification must be agreed upon.
2. Users are requested to provide protection circuits and redundancy circuits to ensure safety of the equipment, and sufficiently review the suitability of JAE's products to the equipment.
3. The products presented in this web site are designed for the uses recommended below.
We strongly suggest you contact our sales staff when considering use of any of the products in any other way than the recommended applications or for a specific use that requires an extremely high reliability.

(1) Applications that require consultation:

- (i) Please contact us if you are considering use involving a quality assurance program that you specify or that is peculiar to the industry, such as:
Automotive electrical components, train control, telecommunications devices (mainline), traffic light control, electric power, combustion control, fire prevention or security systems, disaster evention equipment, etc.
- (ii) We may separately give you our support with a quality assurance program that
you specify, when you think of a use such as :

Aviation or space equipment, submarine repeaters, nuclear power control systems, medical equipment for life support, etc.

(2) Recommended applications include:

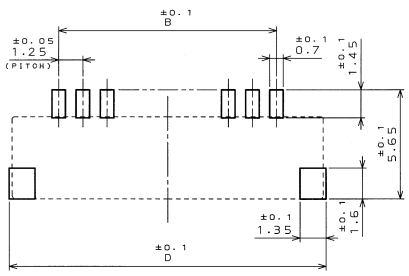
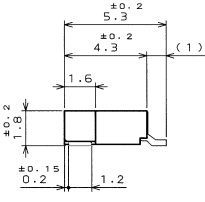
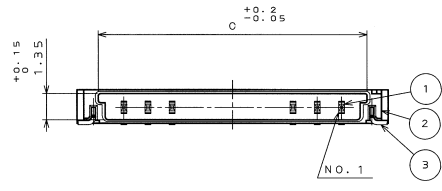
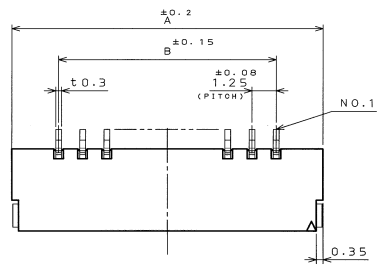
Computers, office appliances, telecommunications devices (terminals, mobile units), measuring equipment, audiovisual equipment, home electric appliances, factory automation equipment, etc

6864E0RS
(CON ENLARGED)各等比例図

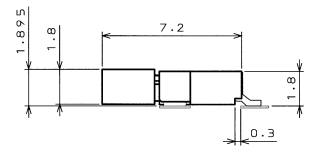
SYM. 版数	DCN NO.	DESCRIPTION 変更内容	DATE 年月日	DRAWN 製図	CHECKED 担当	APP'D 承認	APP'D 承認

表-1

DIMENSION NO. OF CONTACTS	A	B	C	D
8	13.6	8.75	11.4	13.9
10	16.1	11.25	13.9	16.4
15	22.35	17.5	20.15	22.65
20	28.6	23.75	26.4	28.9
25	34.85	30	32.65	35.15
30	41.1	36.25	38.9	41.4




P.C.B. PATTERN DIMENSION (REF.)
基板パターン寸法 (参考)



MATED CONDITION (REF.)
嵌合状態図 (参考)

3 HOLD DOWN ホルドダウン	2 COPPER ALLOY 銅合金	(LEAD FREE) TIN/TIN ALLOY (鉛または銅合金無鉛)	
2 INSULATOR インシュレータ	1 GLASS FILLED LCP ガラス入りLCP		UL94V-0, BE (SE (ベージュ)
1 CONTACT コンタクト	N COPPER ALLOY 銅合金	SELECTIVE GOLD PLATING OVER NICKEL Ni上部分Auメッキ	TERMINAL AREA (LEAD FREE) TIN/TIN ALLOY (鉛または銅合金無鉛)
ITEM 個数	DESCRIPTION 名称	Q.TY 材	MATERIAL 料
仕様書 (REFERENCE DOCUMENT)	第1版 (DATE) 3. Mar. '03	尺度 (SCALE)	JAE-CONNECTOR.COM Reference Only
製造 (DR.) M. TANAKA	担当 (CHK.) M. TAKAKU	承認 (APP.) <i>M. Takaku</i>	名称 (TITLE) F1-S※※P-HFE
公差 (GENERAL TOLERANCE)	寸法 (DIMENSION)	角度 (ANGLES)	シリーズ (SERIES) F1
. ±0.8	.X ±0.4	.XX ±0.1	図面番号 (DRAWING NO.) SJ037989
.XXX ±	.XXX ±	.XXX ±	版数 (REV.) 1

DOF-0-2128(96.03)



LEAD FREE この製品は鉛フリー品です

JAE CONNECTOR DIV. PROPRIETARY.
COPYRIGHT (C) 2003, JAPAN AVIATION ELECTRONICS INDUSTRY, LTD.

008-031-199-50088
A3
SIN