



Contact Factory for more information.

## Features

- Rugged, cost-effective and easy-to-install indicators available in K50 or K80 housing style with steady or pulsed sound indication
- Two decibel levels with steady or pulsed tone
- Illuminated dome provides a big, easy-to-see green, red or yellow job light
- Compact devices are completely self-contained — no controller needed
- Choose NPN or PNP input, depending on model
- Immune to EMI and RFI interference
- 18 to 30V dc operation

## Models

Model	Construction	Connection*	LED Function**	Audible Tone†	Inputs
K50LGRA1YPQ	50 mm dome/ 30 mm mount polycarbonate	5-pin Euro QD	3 Color: Green, Red, Yellow	Steady (75 dB)	PNP
K50LGRA1YNQ					NPN
K50LGRA2YPQ				Pulsed (75 dB)	PNP
K50LGRA2YNQ					NPN
K50LGRAL1YPQ				Loud Steady (95 dB)	PNP
K50LGRAL1YNQ					NPN
K80LGRA1YPQ	50 mm dome/ Flat or DIN-mount polycarbonate, nylon			Steady (75 dB)	PNP
K80LGRA1YNQ					NPN
K80LGRA2YPQ				Pulsed (75 dB)	PNP
K80LGRA2YNQ					NPN
K80LGRAL1YPQ				Loud Steady (95 dB)	PNP
K80LGRAL1YNQ					NPN

\* Integral QD models are listed. For 150 mm PVC pigtail with QD, replace **Q** with **QP** in model number (example, **K50LGRA1YPQP**). A model with a QD requires a mating cable (see page 3).

**K50L Models:** For 2 m (6.5') cable, omit suffix **Q** from model number (example, **K50LGRA1YP**).

**K80L Models:** For terminal-wired models, omit suffix **Q** from model number (example, **K80LGRA2YP**).

\*\* Contact factory for other colors and color combinations.

† Typical decibel level is at a distance of 1 m.

### **WARNING . . . Not To Be Used for Personnel Protection**


Never use these products as sensing devices for personnel protection. Doing so could lead to serious injury or death.

These sensors do NOT include the self-checking redundant circuitry necessary to allow their use in personnel safety applications. A sensor failure or malfunction can cause either an energized or de-energized sensor output condition. Consult your current Banner Safety Products catalog for safety products which meet OSHA, ANSI and IEC standards for personnel protection.

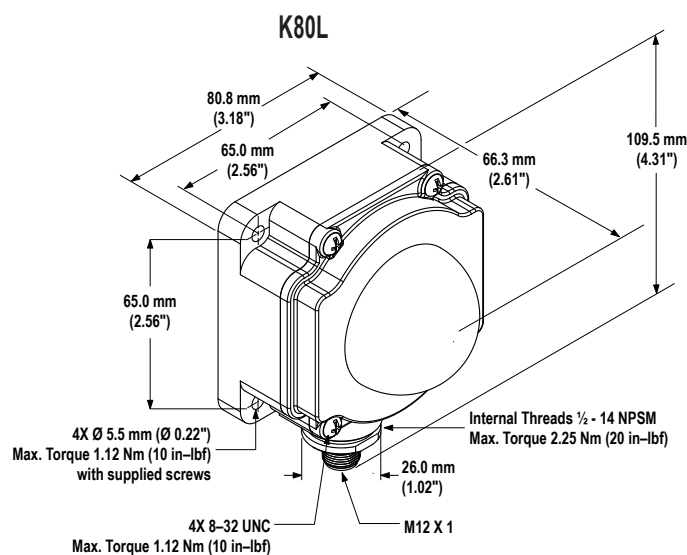
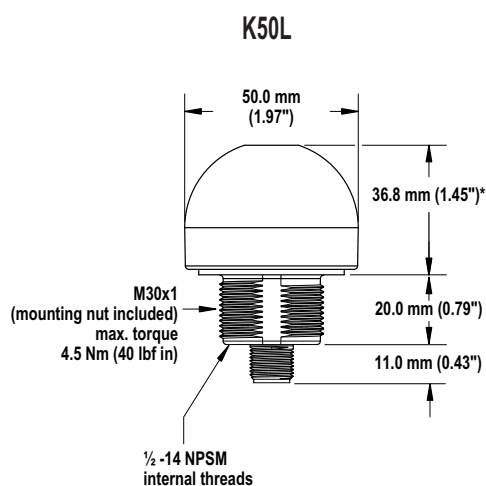


# EZ-LIGHT™ Indicators – Audible

## Specifications

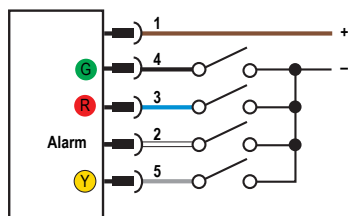
Supply Voltage and Current	18 to 30V dc @ 40 mA max. per LED color (alarm)
Indicators	LEDs or audible independently selected: Green, Red, Yellow
Input Response Time	Indicator ON/OFF: 10 ms (max.)
Oscillation Frequency	<b>A1 models:</b> 3 kHz ± 500 Hz <b>A2 models:</b> 3 kHz ± 500 Hz; pulse rate 3 Hz ± 20% <b>AL1 models:</b> 2.7 kHz ± 500 Hz
Environmental Rating	IEC IP50
Connections	Integral 5-pin Euro-style QD, 150 mm PVC pigtail with QD, or 2 m (6.5') integral cable, depending on model <b>K80L Models:</b> Terminal-wired models for use with bulk cable available
Operating Conditions	-20° to +50° C (-4° to +122° F)
Certifications	

## Dimensions



## Hookups

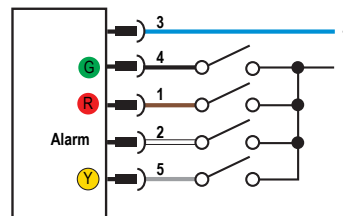
### Sinking (NPN) Input



### Wiring Key:

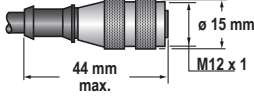
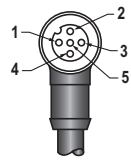
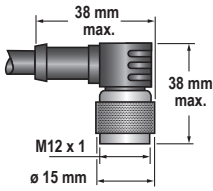
- 1 = Brown
- 2 = White
- 3 = Blue
- 4 = Black
- 5 = Gray

### Sourcing (PNP) Input




## Accessories

### Quick-Disconnect (QD) Cables





Style	Model	Length	Dimensions	Pinout
5-Pin Euro Straight	MQDC1-501.5 MQDC1-515 MQDC1-530	0.5 m (1.6') 5 m (15') 9 m (30')		<p><b>Female</b></p>  <p>1 = Brown 2 = White 3 = Blue 4 = Black 5 = Gray</p>
5-Pin Euro Right-Angle	MQDC1-506RA MQDC1-515RA MQDC1-530RA	2 m (6.5') 5 m (15') 9 m (30')		

### Mounting Brackets





#### K80L

	<ul style="list-style-type: none"> <li>• Black reinforced thermoplastic</li> <li>• Bracket for mounting on 35 mm DIN rail</li> </ul>	<b>SMBDX80DIN</b>
--	--	-------------------

#### K50L

	<ul style="list-style-type: none"> <li>• 12-ga. stainless steel right-angle mounting bracket with curved slot for versatile orientation</li> <li>• Clearance for M6 (1/4") hardware</li> </ul>	<b>SMB30A</b>
	<ul style="list-style-type: none"> <li>• 30 mm 12-ga. stainless steel bracket with curved mounting slots for versatile orientation</li> <li>• Clearance for M6 (1/4") hardware</li> <li>• Articulation slots for 90°+ rotation</li> </ul>	<b>SMB30MM</b>
	<ul style="list-style-type: none"> <li>• 12-ga. 300 series stainless steel</li> <li>• Right-angle SMBAMS series bracket with 30 mm hole for mounting sensors</li> <li>• Articulation slots for 90°+ rotation</li> </ul>	<b>SMBAMS30RA</b>
	<ul style="list-style-type: none"> <li>• 30 mm swivel bracket</li> <li>• Black reinforced thermoplastic polyester</li> <li>• Includes stainless steel mounting and swivel locking hardware</li> </ul>	<b>SMB30SC</b>

# EZ-LIGHT™ Indicators – Audible

K50L (continued)		
	<ul style="list-style-type: none"> <li>• 12-ga. 300 series stainless steel</li> <li>• Right-angle bracket with 30 mm hole for mounting sensors</li> <li>• Attachment clamp allows 360° rotation</li> <li>• Threaded rod through-mounts to mounting surface</li> </ul>	<p><b>SMB30FA</b></p>
	<ul style="list-style-type: none"> <li>• 12-ga. 300 series stainless steel</li> <li>• Flat SMBAMS series bracket with 30 mm hole for mounting sensors</li> <li>• Articulation slots for 90°+ rotation</li> </ul>	<p><b>SMBAMS30P</b></p>
	<ul style="list-style-type: none"> <li>• V-clamp, straight bracket and fasteners for mounting sensors to pipe or extrusions</li> <li>• Clamp accommodates 28 mm dia. tubing or 1" square extrusions</li> <li>• 30 mm hole for mounting sensors</li> </ul>	<p><b>SMB30FVK</b></p>
	<ul style="list-style-type: none"> <li>• V-clamp, right-angle bracket and fasteners for mounting sensors to pipe or extrusions</li> <li>• Clamp accommodates 28 mm dia. tubing or 1" square extrusions</li> <li>• 30 mm hole for mounting sensors</li> </ul>	<p><b>SMB30RAVK</b></p>



**WARRANTY:** Banner Engineering Corp. warrants its products to be free from defects for one year. Banner Engineering Corp. will repair or replace, free of charge, any product of its manufacture found to be defective at the time it is returned to the factory during the warranty period. This warranty does not cover damage or liability for the improper application of Banner products. This warranty is in lieu of any other warranty either expressed or implied.

P/N 135242

Banner Engineering Corp., 9714 Tenth Ave. No., Minneapolis, MN USA 55441 • Phone: 763.544.3164 • www.bannerengineering.com • Email: sensors@bannerengineering.com