

8-Wire *euromast*® Cordsets, "C" Style Medium Plug Body

- Right Angle Female Connector
- NEMA 1, 3, 4, 6P and IEC IP 68 Protection
- 60 VAC/75 VDC, 2 A



Cordsets

Housing Style	Part Number	Cable	Features	Pinout
<p><b>WKC ..**</b></p> <p>1.736 [44.1] 1.122 [28.5] Ø.532 [13.5] M12x1</p> <p><b>WKCVC ..**</b></p> <p>1.736 [44.1] 1.122 [28.5] Ø.591 [15.0] M12x1</p>	WKC 8.6T-*	AWM PVC Black 6x24 AWG Foil/Drain 105°C 5.7mm OD Cable #RF50845-*M†	<i>flexlife</i> ® for <i>picofast</i> 4-port <i>multibox</i>	1. WH 2. GN 3. YE 4. GY 5. BN 6. N/C 7. BU 8. N/C
	WKC 8T-*	AWM PVC Grey 8x24 AWG 105°C 5.7 mm OD Cable #RF50753-*M†	<i>flexlife</i>	
	WKC 8T-*/S715	AWM PVC Yellow 8x24 AWG 105°C 5.7 mm OD Cable #RF50884-*M†		
	WKC 8T-*/S90	AWM PUR Grey 8x24 AWG 105°C 5.7 mm OD Cable #RF50984-*M†	<i>Cut/Abrasion Immune</i>	
	WKC 8T-*/S101	AWM TPE Grey 8x24 AWG 105°C 5.7 mm OD Cable #RF50911-*M†	<i>flexlife-10, High Flex Over 10 Million Cycles</i>	
	WKC 8T-*/S618	AWM PVC Grey 8x24 AWG Foil/Drain 105°C 5.7 mm OD Cable #RF50815-*M†		
	WKC 8T-*/S1555	AWM PVC Black 7x24 AWG Foil/Drain 105°C 6.0 mm OD Cable #RF50761-*M†	<i>RFI/EMI Shielding</i>	
	WKC 8.8T-*	AWM PVC Grey 8x24 AWG 105°C 5.7 mm OD Cable #RF50753-*M†	<i>flexlife</i>	

\* Length in meters. Standard cable lengths are 2, 4, 6, 8 and 10 meters. Consult factory for other lengths.

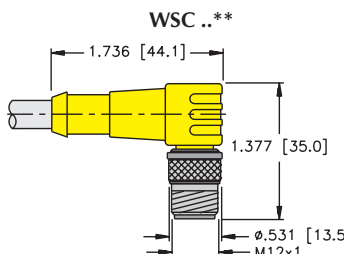
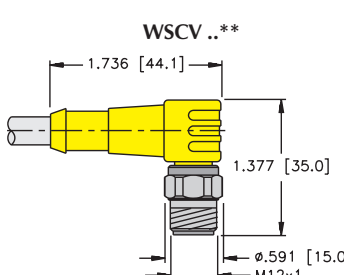
\*\* Standard coupling nut material is nickel plated brass "WKC .."; "WKCVC .." indicates 316 stainless steel.

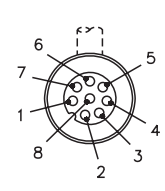
† See Section N for *reelfast*® cable information.

8-Wire *euromast*® Cordsets, "C" Style Medium Plug Body

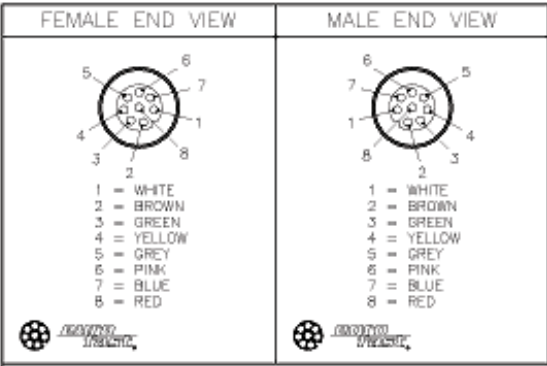
- Right Angle Male Connector
- NEMA 1, 3, 4, 6P and IEC IP 68 Protection
- 60 VAC/75 VDC, 2 A



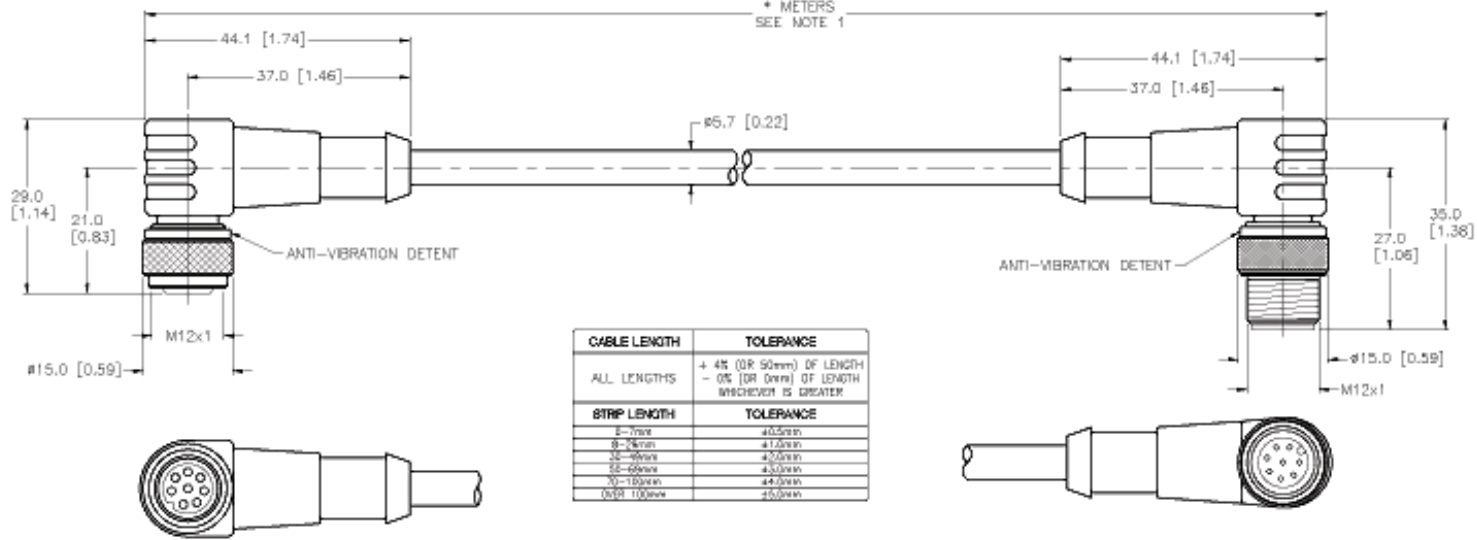
Housing Style	Part Number	Cable	Features	Pinout
 	WSC 8.6T-*	AWM PVC Black 6x24 AWG Foil/Drain 105°C 5.7mm OD Cable #RF50845-*M†	<i>flexlife</i> ®, for <i>picofast</i> 4-port <i>multibox</i>	1. WH 2. GN 3. YE 4. GY 5. BN 6. N/C 7. BU 8. N/C
	WSC 8T-*	AWM PVC Grey 8x24 AWG 105°C 5.7 mm OD Cable #RF50753-*M†	<i>flexlife</i>	
	WSC 8T-*/S715	AWM PVC Yellow 8x24 AWG 105°C 5.7 mm OD Cable #RF50884-*M†		1. WH 2. BN 3. GN 4. YE 5. CY 6. PK 7. BU 8. RD
	WSC 8T-*/S90	AWM PUR Grey 8x24 AWG 105°C 5.7 mm OD Cable #RF50984-*M†	<i>Cut/Abrasion Immune</i>	
	WSC 8T-*/S101	AWM TPE Grey 8x24 AWG 80°C 5.7 mm OD Cable #RF50911-*M†	<i>flexlife-10, High Flex Over 10 Million Cycles</i>	
	WSC 8T-*/S618	AWM PVC Grey 8x24 AWG Foil/Drain 105°C 5.7 mm OD Cable #RF50815-*M†		
	WSC 8T-*/S1555	AWM PVC Black 7x24 AWG Foil/Drain 105°C 6.0 mm OD Cable #RF50761-*M†	<i>RFI/EMI Shielding</i>	1. WH 2. BN 3. GN 4. YE 5. CY 6. PK 7. BU 8. Drain
	RSC 8.8T-*	AWM PVC Grey 8x24 AWG 105°C 5.7 mm OD Cable #RF50753-*M†	<i>flexlife</i>	1. WH 2. GN 3. YE 4. GY 5. BN 6. PK 7. BU 8. RD



\* Length in meters. Standard cable lengths are 2, 4, 6, 8 and 10 meters. Consult factory for other lengths.  
 \*\* Standard coupling nut material is nickel plated brass "WSC .."; "WSCV .." indicates 316 stainless steel.  
 † See Section N for *reelfast*® cable information.



SPECIFICATIONS	
CONTACT CARRIER MATERIAL/COLOR	NYLON OR PUR/BLACK
MOLDED HEAD MATERIAL/COLOR	THERMOPLASTIC PUR/YELLOW
CONTACT MATERIAL/PLATING	BRASS/GOLD
COUPLING NUT MATERIAL/PLATING	BRASS/NICKEL
RATED CURRENT [A]	2.0 A
RATED VOLTAGE [V]	60 VAC/75 VDC
OUTER CABLE JACKET MATERIAL/COLOR	PVC/GREY
CONDUCTOR INSULATION MATERIAL	PVC
NUMBER OF CONDUCTORS [AWG]	8x24 AWG
TEMPERATURE RANGE	-40°C to +105°C (-40°F to +221°F)
PROTECTION CLASS	MEETS NEMA 1,3,4,6P AND IEC IP68



SOURCE DRAWING - FOR REFERENCE ONLY

NOTES:  
1. "\*" INDICATES CABLE LENGTH IN METERS. CONTACT TURCK TO ORDER SPECIFIC LENGTHS.

RELATED DOCUMENTS 1. 2. 3. 4.	3RD ANGLE PROJECTION	THIS DRAWING IS PROPERTY OF TURCK INC. USE OF THIS DOCUMENT WITHOUT WRITTEN PERMISSION IS PROHIBITED.	<b>TURCK INC</b> High Technology Sensors and Automation Controls	
MATERIAL SEE SPECIFICATIONS	TOLERANCES UNLESS OTHERWISE SPECIFIED 0.5 TO 6 ±0.1 6 TO 30 ±0.2 30 TO 200 ±0.3 OVER 200 ±0.4 ANGLES ±1°	DWPT RWC US98	DATE 06/07/05 SCALE 1=1.0	DESCRIPTION WKC BT-*--WSC BT
FINISH SEE SPECIFICATIONS	ALL INCH DIMENSIONS ARE REFERENCE ONLY	UNIT OF MEASUREMENT <b>MILLIMETER [ INCH ]</b>		IDENTIFICATION NO. REV A
A DRAWING RELEASE REV DESCRIPTION	RWC BY DATE EDD NO.	DO NOT SCALE THIS DRAWING	FILE: 777D01.367	SHEET 1 OF 1