


## PT 5-HF- 5 DC-ST

Order No.: 2838762

The illustration shows variant PT 5-HF-12 DC-ST



Protective plug PT with HF protective circuit for 4 signal wires. Nominal voltage: 5 V DC



Commercial data	
EAN	4017918480653
Pack	10 pcs.
Customs tariff	85363010
Weight/Piece	0.02545 KG
Catalog page information	Page 76 (TT-2007)

### Product notes

WEEE/RoHS-compliant since:  
05/18/2006



Technical data	
<b>General</b>	
Housing material	PA
Inflammability class acc. to UL 94	V0
Color	black
Standards for air and creepage distances	DIN VDE 0110-1
	IEC 60664-1: 1992-10

Total surge current (8/20) $\mu$ s	20 kA
Ambient temperature (operation)	-40 °C ... 85 °C
Mounting type	On base element
Design	DIN rail module, two-section, divisible
Number of positions	5
Degree of protection	IP20
Direction of action	Line-Line & Line-Signal Ground/Shield & optional Signal Ground/ Shield-Earth Ground
Arrester can be tested with CHECKMASTER from software version:	From SW rev. 1.00
Width	17.70 mm
Height	52.00 mm
Length	45.00 mm
Pitch unit	1 Div.
<b>Protective circuit</b>	
IEC category	C1
	C2
	C3
	D1
VDE requirement class	C1
	C2
	C3
	D1
Nominal voltage $U_N$	5 V DC
Max. operating voltage $U_{max}$	5.2 V DC
Arrester rated voltage $U_C$	5.2 V DC
	3.6 V AC
Arrester rated voltage $U_C$ (Core-Core)	5.2 V DC
	3.6 V AC
Arrester rated voltage $U_C$ (Core-Earth)	5.2 V DC (with PT 2x2-BE)
Nominal current $I_N$	450 mA (45°C)
Operating effective current $I_C$ at $U_C$	$\leq 300 \mu$ A
Discharge current to PE at $U_C$	$\leq 300 \mu$ A (with PT 2x2-BE)
	$\leq 1 \mu$ A (with PT 2x2+F-BE)
Nominal discharge surge current $I_n$ (8/20) $\mu$ s (Core-Core)	10 kA

Nominal discharge surge current $I_n$ (8/20) $\mu\text{s}$ (Core-Earth)	10 kA
Total surge current (8/20) $\mu\text{s}$	20 kA
Max. discharge surge current $I_{\text{max}}$ (8/20) $\mu\text{s}$ maximum (Core-Core)	10 kA
Max. discharge surge current $I_{\text{max}}$ (8/20) $\mu\text{s}$ maximum (Core-Earth)	10 kA
Nominal pulse current $I_{\text{an}}$ (10/1000) $\mu\text{s}$ (Core-Core)	90 A
Lightning test current (10/350) $\mu\text{s}$ , peak value $I_{\text{imp}}$	2.5 kA
Output voltage limitation at 1 kV/ $\mu\text{s}$ (Core-Core) spike	$\leq 55$ V
Output voltage limitation at 1 kV/ $\mu\text{s}$ (Core-Earth) spike	$\leq 55$ V
	$\leq 700$ V (with PT 2x2+F-BE)
Output voltage limitation at 1 kV/ $\mu\text{s}$ (Core-Core) static	$\leq 15$ V
Output voltage limitation at 1 kV/ $\mu\text{s}$ (Core-Earth) static	$\leq 15$ V
Output voltage limitation at 1 kV/ $\mu\text{s}$ (Core-GND) static	$\leq 15$ V (9/10)
Residual voltage at $I_n$ , (conductor-conductor)	$\leq 15$ V
Residual voltage at $I_n$ , (conductor-ground)	$\leq 30$ V
Residual voltage at $I_n$ , (conductor-GND)	$\leq 15$ V (with PT 2x2-BE)
Residual voltage with $I_{\text{an}}$ (10/1000) $\mu\text{s}$ (conductor-conductor)	$\leq 15$ V
Residual voltage with $I_{\text{an}}$ (10/1000) $\mu\text{s}$ (conductor-GND)	$\leq 15$ V
Response time $t_A$ (Core-Core)	$\leq 500$ ns
Response time $t_A$ (Core-Earth)	$\leq 500$ ns
Input attenuation $a_E$ , sym.	0.2 dB ( $\leq 5$ MHz)
Cut-off frequency $f_g$ (3 dB), sym. in 100 Ohm system	Typ. 70 MHz
Capacity (Core-Core)	Typ. 30 pF
Resistance in series	2.2 $\Omega$
Max. required back-up fuse	500 mA (e.g. T in acc. with IEC 127-2/III)
<b>Connection data</b>	
Type of connection	Screw connection (in connection with the base element)
Connection type IN	PLUGTRAB plug-in system

Connection type OUT	PLUGTRAB plug-in system
Conductor cross section stranded min.	0.2 mm <sup>2</sup>
Conductor cross section stranded max.	2.5 mm <sup>2</sup>
Conductor cross section solid min.	0.2 mm <sup>2</sup>
Conductor cross section solid max.	4 mm <sup>2</sup>
Conductor cross section AWG/kcmil min.	24
Conductor cross section AWG/kcmil max	12

**Connection, protective circuit**

Standards/regulations	IEC 61643-21
-----------------------	--------------

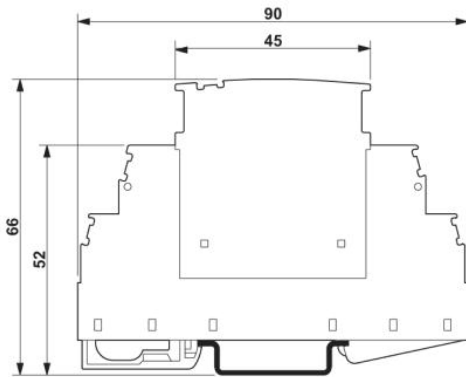
**Certificates / Approvals**

Certification	GOST, UL Listed
Certification Ex:	CUL-EX LIS, UL-EX LIS

**Accessories**

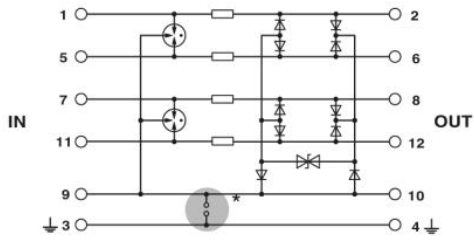
Item	Designation	Description
<b>Marking</b>		
0811228	X-PEN 0,35	Marker pen without ink cartridge, for manual labeling of markers, labeling extremely wipe-proof, line thickness 0.35 mm
0811228	X-PEN 0,35	Marker pen without ink cartridge, for manual labeling of markers, labeling extremely wipe-proof, line thickness 0.35 mm
0811228	X-PEN 0,35	Marker pen without ink cartridge, for manual labeling of markers, labeling extremely wipe-proof, line thickness 0.35 mm
0814717	ZBF 15:SO/CMS	Zack strip, flat, 10-section, divisible, special printing, marking according to customer requirements
0808671	ZBF 5,LGS:FORTL.ZAHLEN	Zack strip, flat, printed horizontally: 10-section, with the numbers, 1-10, 11-20 etc. up to 991-1000, color: White
0810821	ZBF 5,LGS:GERADE ZAHLEN	Zack marker strip, flat, printed horizontally: 10-section, with even numbers, printed with the numbers: 2-20, 22-40, etc. up to 82-100
0810863	ZBF 5,LGS:UNGERADE ZAHLEN	Zack strip, flat, printed horizontally: 10-section, with odd numbers, printed with the numbers: 1-19, 21-39 etc. up to 81-99
0808697	ZBF 5,QR:FORTL.ZAHLEN	Flat Zack marker strip, printed vertically: 10-section, with the numbers 1-10, 11-20, etc. up to 151-160, color: White

Dimensioned drawing



The figure shows the complete module consisting of a base element and connector

Circuit diagram



Approval logo (Ex area)

---

